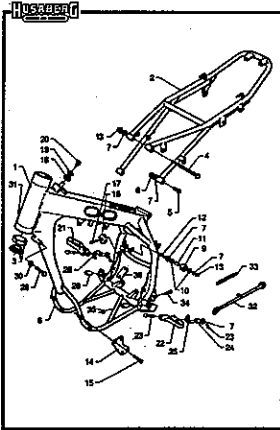


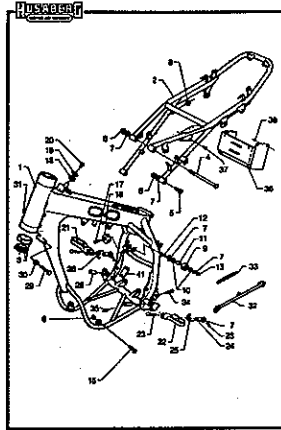
The background of the entire cover is a high-contrast, black and white photograph of various mechanical components, including gears, pistons, and a fan, arranged in a collage-like fashion. The Husaberg logo is positioned at the top left, with the text 'MOTOR AB SWEDEN' in a smaller font below it.

HUSABERG
MOTOR AB SWEDEN

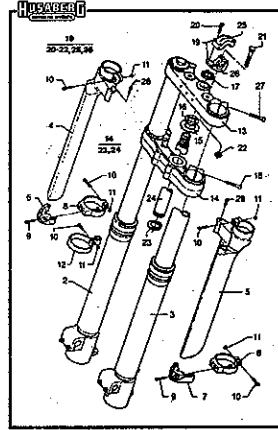
PARTS MANUAL 1998



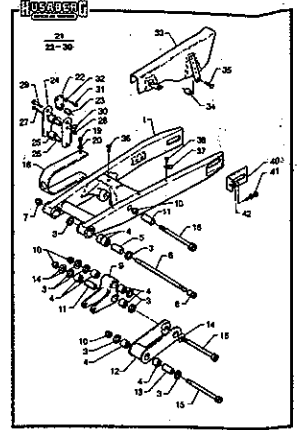
Page 3



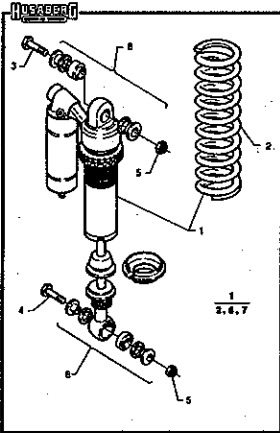
Page 5



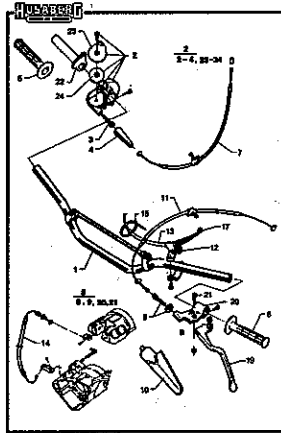
Page 7



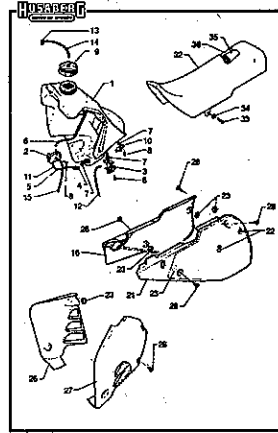
Page 9



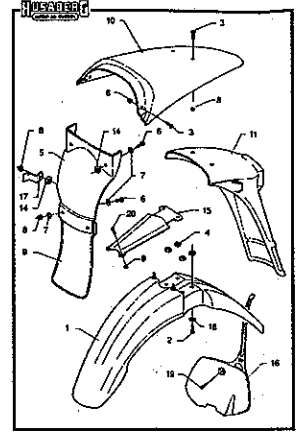
Page 11



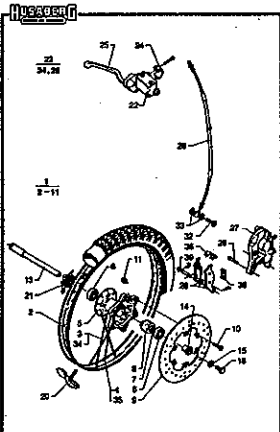
Page 13



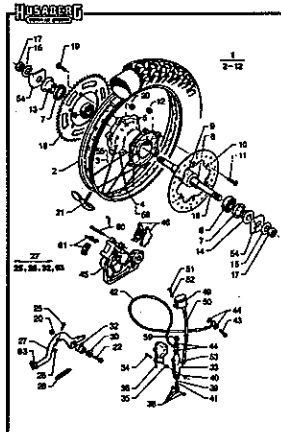
Page 15



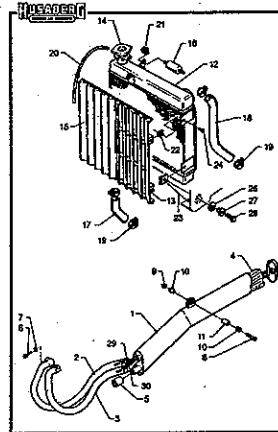
Page 17



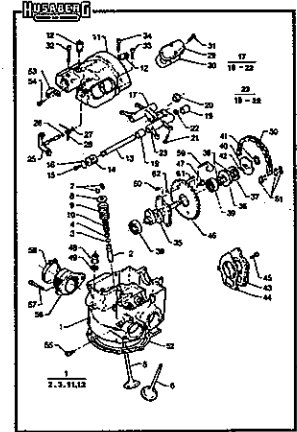
Page 19



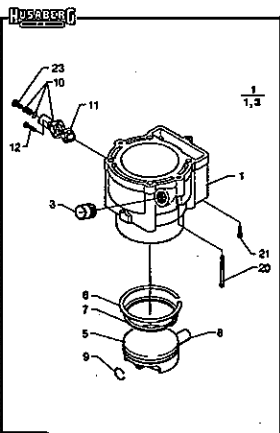
Page 21



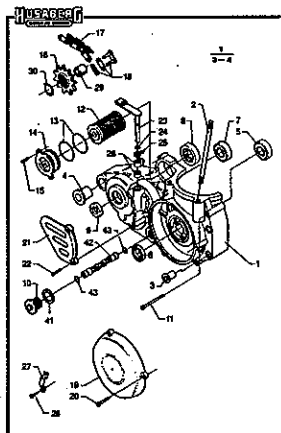
Page 25



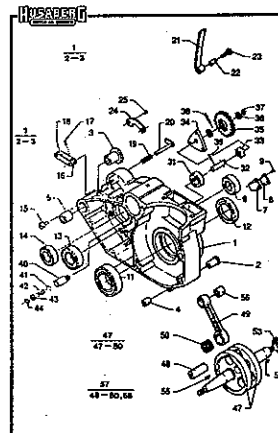
Page 27



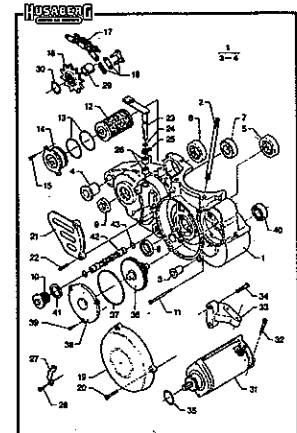
Page 31




Page 33



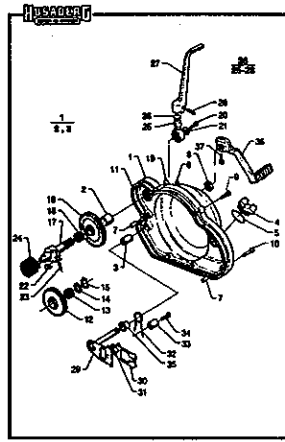
Page 35



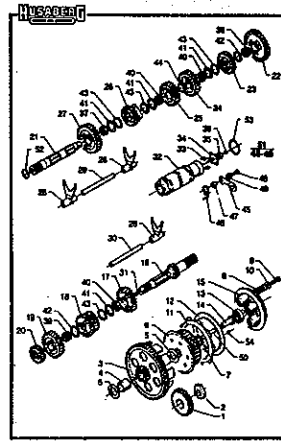
Page 39



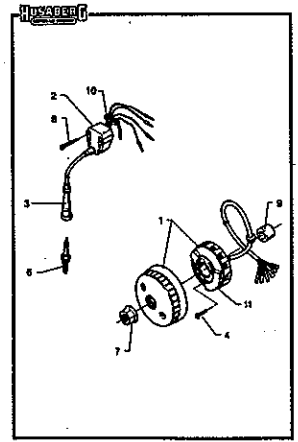
Page 43



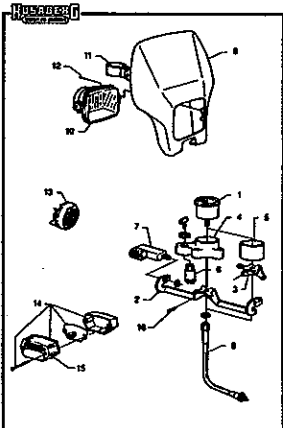
Page 47




Page 49



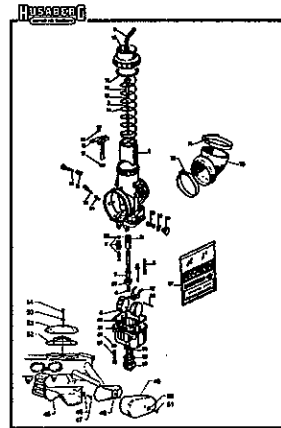
Page 53



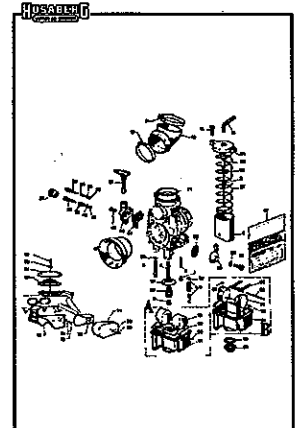
Page 55



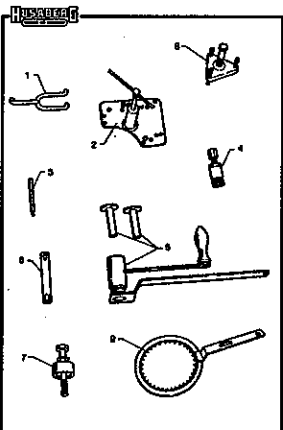
Page 57



Page 59



Page 63



Page 67

This Parts Manual is subject to correction without prior notice

HUSABERG
MOTOR AB · SWEDEN

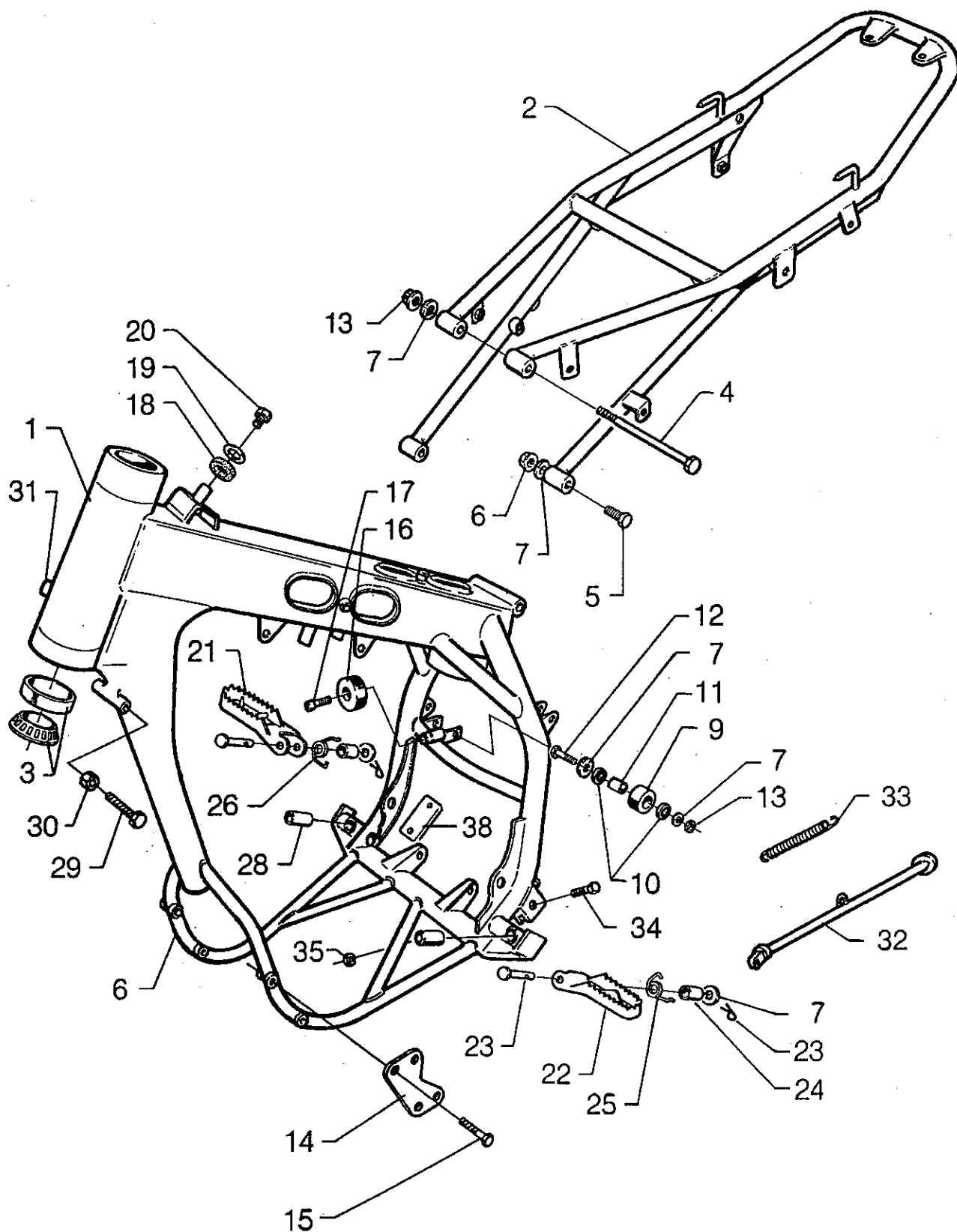
TM



TM

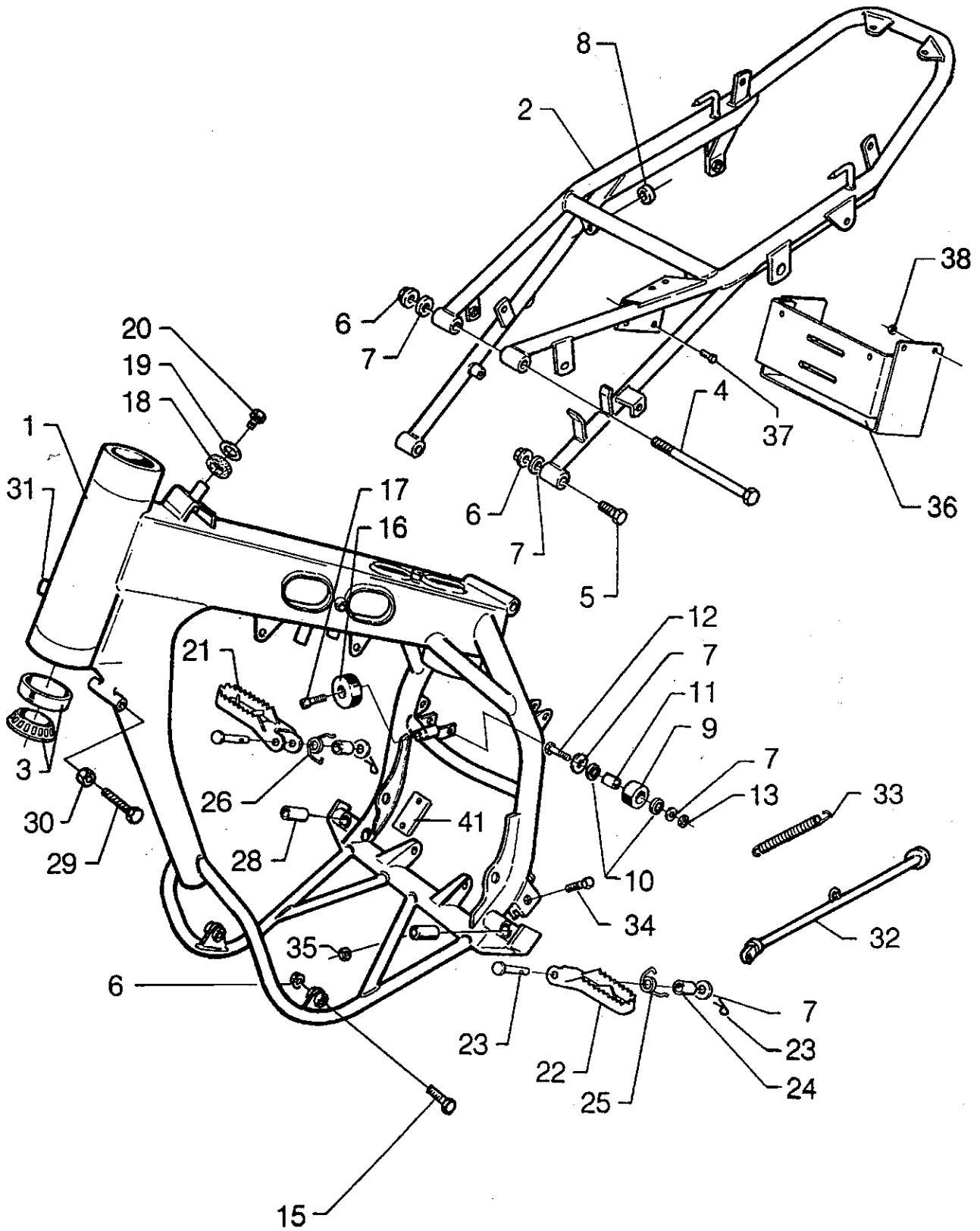
HUSABERG
FOUR STROKE
FORCE

TM



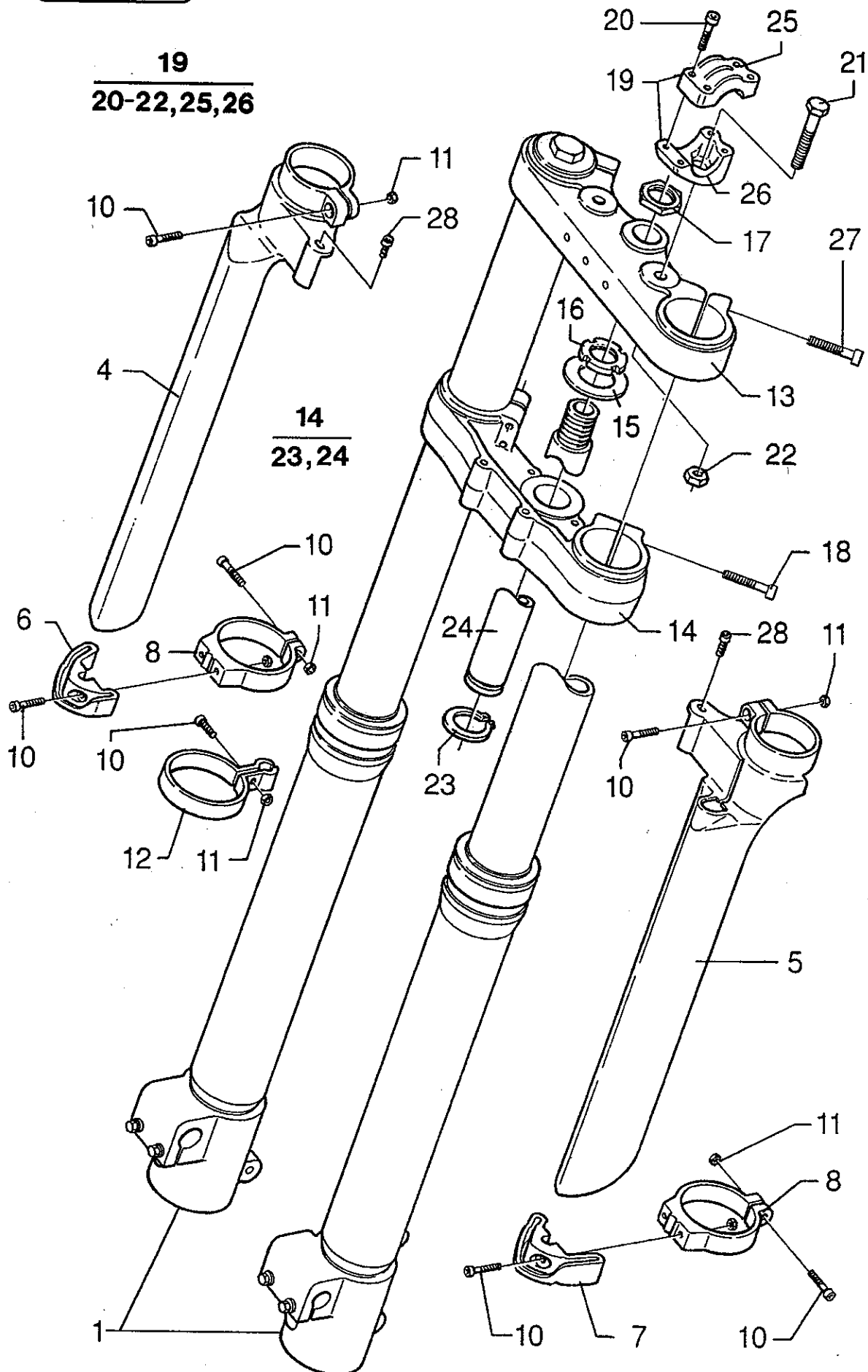
FRAME 98

Pos.	Part No	Quantity/Model				Description	Remarks
		FE	FC	FX	FEE		
1	110 133-03	1				Frame blue FE 97-	
1	110 151-02		1			Frame blue FC 97-	
1	110 138-02			1	1	Frame blue FEE 97-	
2	110 161-01	1	1			Subframe blue FC/FE 98-	
2	110 161-02			1	1	Subframe blue FEE 98-	
3	130 019-01	2	2	2	2	Taper roller bearing 89-	US-models 1 pcs US-models
4	308 530-41	1	1	1	1	Screw MC6S 8x130 89-	
5	408 235-22	2	2	2	2	Screw (Collar) 8x35 98-	
5	408 240-22			1	1	Screw (Collar) 8x40 98-	
6	318 801-22	4	4	4	4	Locknut M8 89-	
7	328 017-01	3	3	3	3	Washer 8.4x16x1.5 89-	
9	120 056-01	1	1	1	1	Chainroller 89-	
10	360 011-01	2	2	2	2	Ballbearing chainroller 89-	
11	120 057-01	1	1	1	1	Spacer chainroller 89-	
12	408 245-22	1	1	1	1	Screw (Collar) 8x45 98-	
13	318 801-22	4	4	4	4	Locknut M8 89-	
14	190 051-01	2	2			Engine support plate FC/FE 94-	
15	308 611-22	2	2			Screw M6S 8x110 FC/FE 89-	
15	308 655-22	4	4			Screw M6S 8x55 FC/FE 94-	
16	160 015-01	1	4	1	1	Rear attachment fuel tank 89-	
17	308 520-22	1	1	1	1	Screw MC6S 8x20 89-	
18	160 043-01	1	1	1	1	Rubberwasher 26x13x2 89-	
19	326 022-01	1	1	1	1	Washer 6x22x1.5 89-	
20	306 612-22	1	1	1	1	Screw M6S 6x12 89-	
21	170 001-01	1	1	1	1	Footrest right 89-	
22	170 004-01	1	1	1	1	Footrest left 89-	
23	408 255-22	2	2	2	2	Screw (Collar) 8x55 98-	
24	170 009-01	2	2	2	2	Spacer footrest 89-	
25	170 006-01	1	1	1	1	Spring footrest right 89-	
26	170 007-01	1	1	1	1	Spring footrest left 89-	
28	170 008-01	2	2	2	2	Pin footrest 89-	
31	110 172-01	1		1	1	Steering head lock 98-	
32	120 091-02	1		1	1	Sidestand compl. blue 97-	
33	120 044-01	1		1	1	Spring sidestand 89-	
34	408 230-22	1		1	1	Screw (Collar) 8x30 98-	
35	318 801-22	1		1	1	Locknut M8 Low 89-	Sidestand
38	110 144-01	1	1	1	1	Frame protection 95-	
	120 097-01	1		1	1	Holder spring sidestand 95/2-	
	328 017-01	1		1	1	Washer 8,4x16x1,5 89-	



FRAME ELECTRIC STARTER 98

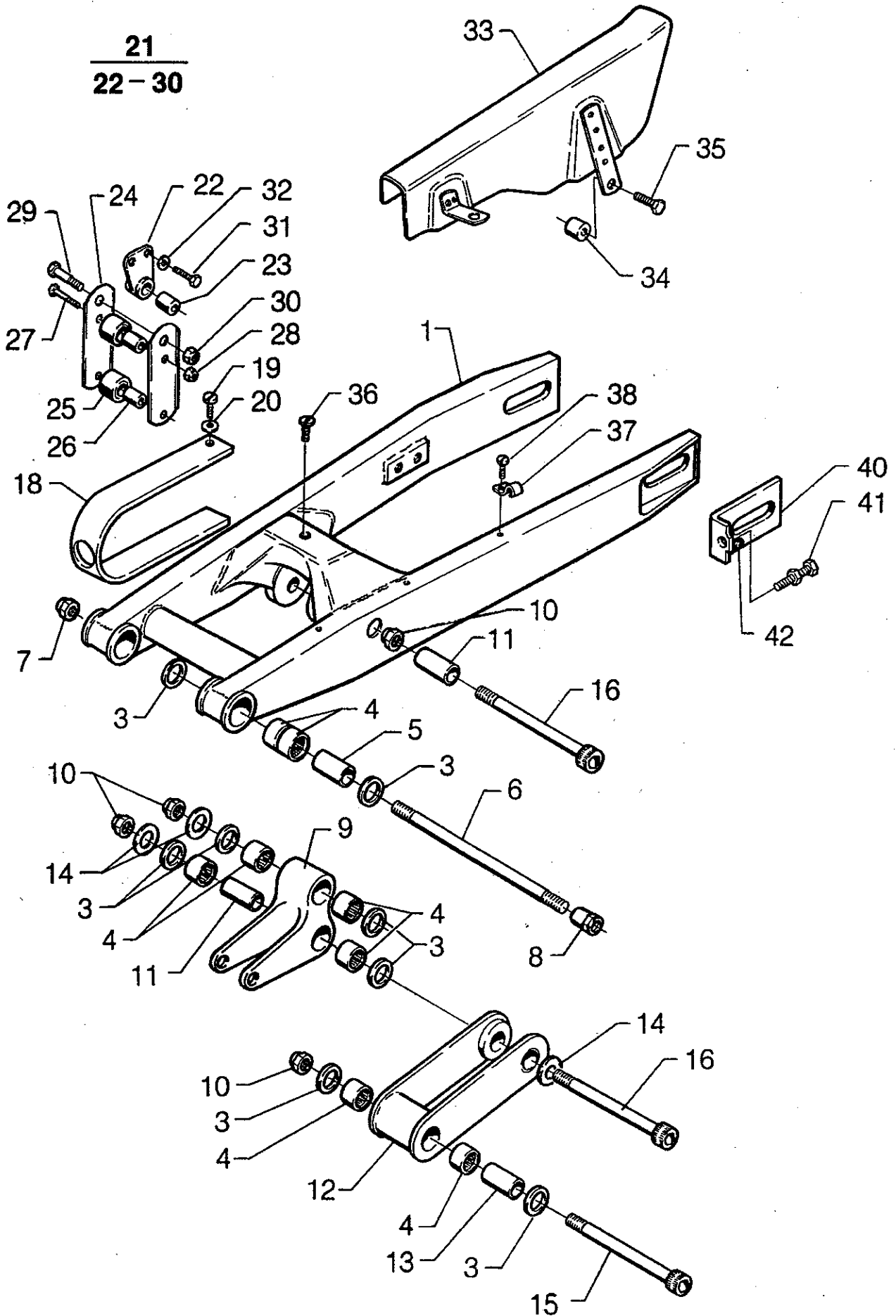
Pos.	Part No	Quantity/Model				Description	Remarks
		FE	FC	FX	FEE		
1	110 138-02			1	1	Frame blue FX/FEE 97-	
2	110 161-02			1	1	Subframe blue FX/FEE 97-	
3	130 019-01	2	2	2	2	Taper roller bearing 89-	
4	308 530-41	1	1	1	1	Screw MC6S 8x130 89-	
5	408 235-22	2	2	2	2	Screw (Collar) 8x35 98-	
5	408 240-22			1	1	Screw (Collar) 8x40 98-	US-models (/ 1 pcs 408 235-22)
6	318 801-22	4	4	4	4	Locknut M8 89-	
7	328 017-01	3	3	3	3	Washer 8,4x16x1,5 89-	
8	160 124-01	2	2	2	2	Spacer splash shield 89-	
9	120 056-01	1	1	1	1	Chainroller 89-	
10	360 011-01	2	2	2	2	Ballbearing chainroller 89-	
11	120 057-01	1	1	1	1	Spacer chainroller 89-	
12	408 245-22	1	1	1	1	Screw (Collar) 8x45 98-	
13	318 801-22	4	4	4	4	Locknut M8 89-	
15	190 067-01		1	1	1	Screw M6S 8x180 95-	
16	160 015-01	1	4	1	1	Rear attachment fuel tank 89-	
17	308 520-22	1	1	1	1	Screw MC6S 8x20 89-	
18	160 043-01	1	1	1	1	Rubberwasher 26x13x2 89-	
19	326 022-01	1	1	1	1	Washer 6x22x1,5 89-	
20	406 113-22	1	1	1	1	Screw (Collar) 6x13 98-	
21	170 001-01	1	1	1	1	Footrest right 89-	
22	170 004-01	1	1	1	1	Footrest left 89-	
23	408 255-22	2	2	2	2	Screw (Collar) 8x55 98-	
24	170 009-01	2	2	2	2	Spacer footrest 89-	
25	170 006-01	1	1	1	1	Spring footrest right 89-	
26	170 007-01	1	1	1	1	Spring footrest left 89-	
28	170 008-01	2	2	2	2	Pin footrest 89-	
31	110 172-01	1		1	1	Steering head lock 98-	
32	120 091-02	1		1	1	Sidestand compl. blue 97-	
33	120 044-01	1		1	1	Spring sidestand 89-	
34	408 230-22	1		1	1	Screw (Collar) 8x30 98-	
35	318 810-22	1		1	1	Locknut M8 Low 89-	
36	110 163-01			1	1	Battery box 97-	
37	406 113-22			2	2	Screw (Collar) 6x13 98-	
38	316 801-22			3	3	Locknut M6 Low 89-	
39	120 097-01	1		1	1	Holder spring sidestand 95/2-	
40	328 017-01	1		1	1	Washer 8,4x16x1,5 89-	
41	110 144-01	1	1	1	1	Frame protection 95-	



FRONT FORK 98

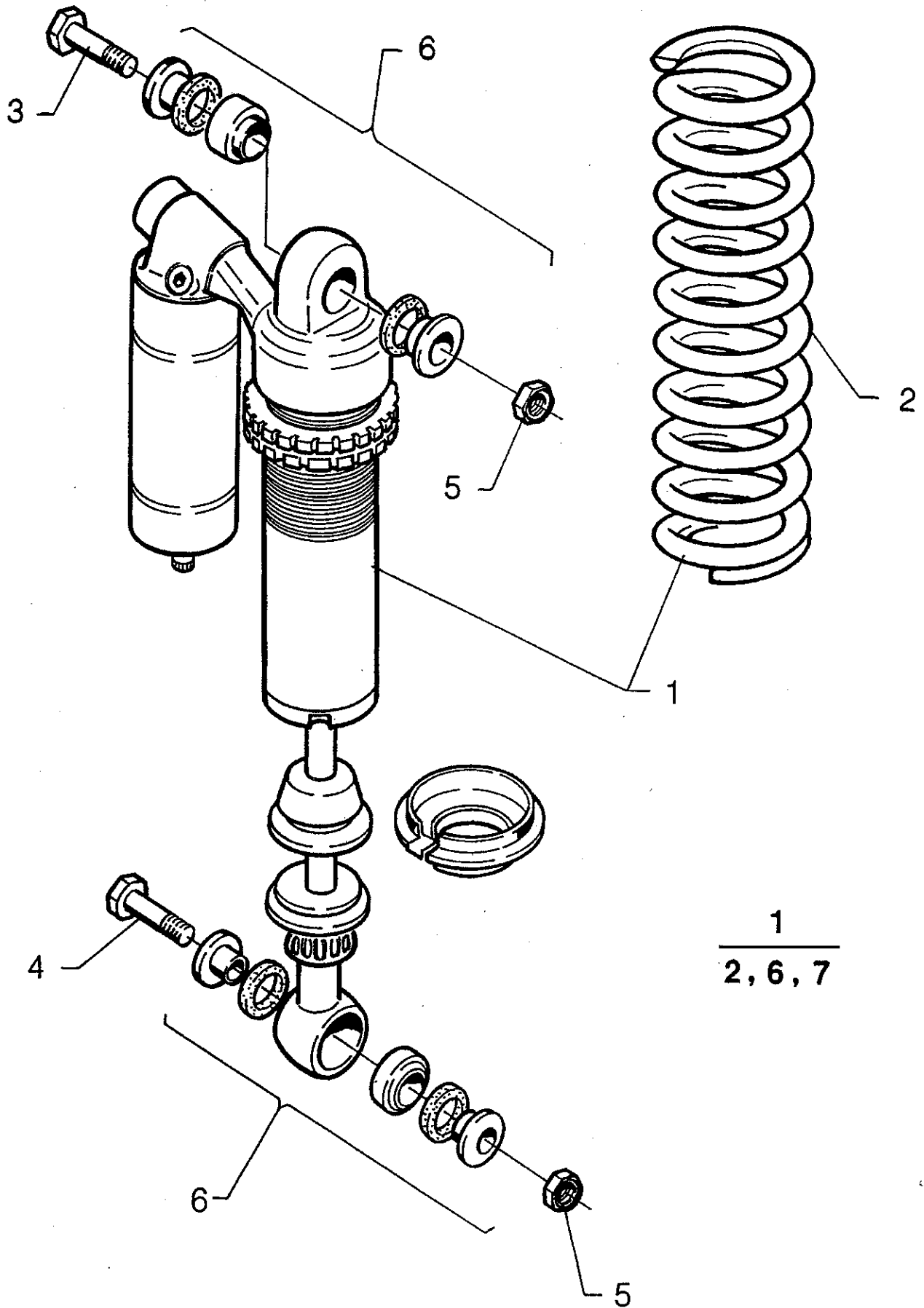
Pos.	Part No.	Quantity/Model				Description	Remarks
		FE	FC	FX	FEE		
1	130 132-01	1			1	Frontfork WP (right + left leg) FE/FEE 97-	
1	130 133-01		1	1		Frontfork WP (right + left leg) FC 97- / FX 97-	
4	130 092-02	1	1	1	1	Frontfork protector blue right 97-	
5	130 093-02	1	1	1	1	Frontfork protector blue left 97-	
6	130 095-02	1	1	1	1	Guide fork protector blue right 97-	
7	130 096-02	1	1	1	1	Guide fork protector blue left 97-	
8	130 094-02	2	2	2	2	Holder fork protector blue yellow 97-	
10	405 220-22	9	8	9	9	Screw (Collar) 5x20 98-	
11	315 601-22	8	7	8	8	Locknut M5 97-	
12	180 098-01	1		1	1	Clamp speedometer cable 97-	
13	130 082-01	1	1	1	1	Tripleclamp upper 97-	
14	130 100-03	1			1	Tripleclamp lower compl. FE/FEE 98-	Incl. Pos. No. 23, 24.
14	130 100-02		1	1		Tripleclamp lower compl. FC 97- / FX 97-	Incl. Pos. No. 23, 24.
15	130 016-01	1	1	1	1	Spacer ring 97-	
16	130 017-01	1	1	1	1	Nut steeringhead bearing 89-	
17	130 018-01	1	1	1	1	Nut steeringhead top 89-	
18	408 235-22	6	6	6	6	Screw (Collar) 8x35 98-	
19	130 013-01	2	2	2	2	Handlebar clamp (Tomaselli) compl. 89-	Incl. Pos. No. 19 - 22, 26.
20	406 230-22	8			8	Screw (Collar) 6x30 98-	Tomaselli handlebar
20	406 235-22	8	8	8		Screw (Collar) 6x35 98-	Magura handlebar
21	300 655-22	2			2	Screw M6S 10x55 89-	Tomaselli handlebar
21	300 660-22	2	2	2		Screw M6S 10x60 89-	Magura handlebar
22	310 801-22	2	2	2	2	Locknut M10 low 89-	
23	330 024-01	1	1	1	1	Circlip SGA 24 89-	
24	130 124-01	1			1	Fork stem FE/FEE 98-	
24	130 089-02		1	1		Fork stem FC 97- / FX 97-	
25	130 043-01	2	2	2	2	Clamp handlebar upper (Tomaselli) FE/FEE 89-	
25	130 123-01	2	2	2	2	Clamp handlebar (Magura) FC/FE-S/FX 98-	
26	130 042-01	2			2	Clamp handlebar lower (Tomaselli) FE/FEE 89-	
26	130 122-01	2	2	2		Clamp handlebar (Magura) FC/FE-S/FX 98-	
27	408 230-22	4	4	4	4	Screw (Collar) 8x30 98-	
28	406 115-22	2	2	2	2	Screw (Collar) 6x15 98-	

21
22 - 30



SWINGARM 98

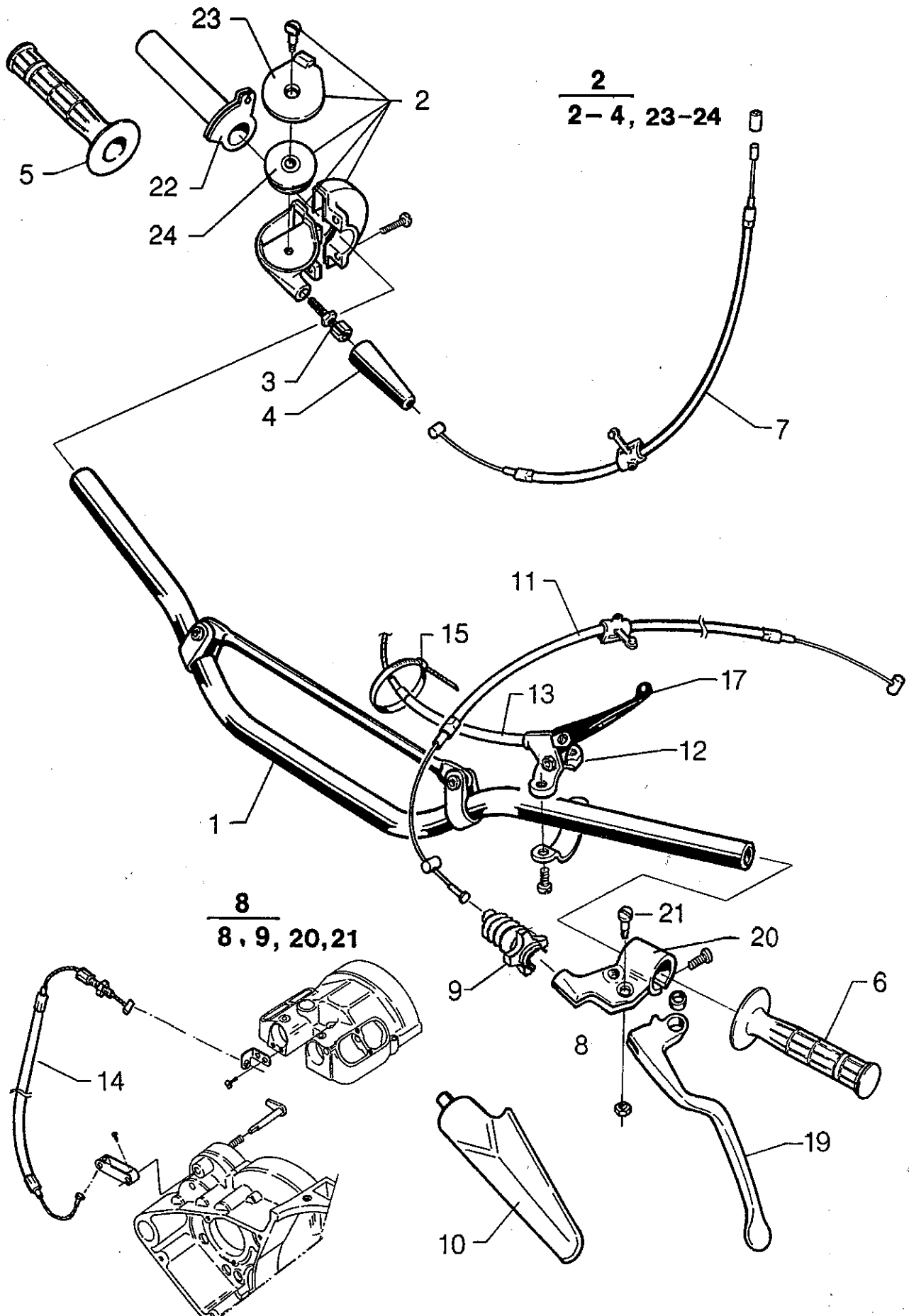
Pos.	Part No	Quantity/Model				Description	Remarks
		FE	FC	FX	FEE		
1	120 085-01	1	1	1	1	Swingarm compl. FC 95- / FE/FEE 96-	
3	120 022-01	10	10	10	10	Sealing swingarm/linkage 89-	
4	120 021-01	10	10	10	10	Needlebearing swingarm/linkage 89-	
5	120 013-01	2	2	2	2	Spacer swingarm bearing 89-	
6	120 016-01	1	1	1	1	Swingarm shaft 89-	
7	120 045-01	1	1	1	1	Locknut M16x1.5 89-	
8	120 055-01	1	1	1	1	Nut swingshaft 89-	
9	120 083-01	1	1	1	1	Vertical link FC 95- / FE/FEE 96-	
10	312 801-22	2	2	2	2	Locknut M12 89-	
10	314 001-22	1	1	1	1	Locknut M14 FC 95- / FE/FEE 96-	
	324 026-01	1	1	1	1	Washer M14 FC 95- / FE/FEE 96-	
11	120 018-01	1	1	1	1	Bearingspacer vertical link FE 89- / FC 92- / FEE 95-	FC 95- / FE/FEE 96- only 1 pcs
11	120 087-01	1	1	1	1	Spacer vertical link FC 95- / FE/FEE 96-	
12	120 082-01	1	1	1	1	Horizontal link FC 95- / FE/FEE 96-	
13	120 017-01	1	1	1	1	Bearingspacer horizontal link 89-	
14	322 022-01	3	3	3	3	Washer 12x22x2 89-	
15	302 510-41	1	1	1	1	Screw MC6S 12x110 89-	
16	120 076-01	1	1	1	1	Screw MC6S 12x103 89-	
16	120 089-01	1	1	1	1	Screw MC6S 14x120 FC 95- / FE/FEE 96-	
18	120 052-01	1	1	1	1	Swingarm protection 89-	
19	406 113-22	2	2	2	2	Screw (Collar) 6x13 98-	
20	326 012-01	2	2	2	2	Washer 6.4x12x1.5 89-	
21	120 107-01	1	1	1	1	Chainguide compl. 98-	
22	120 025-01	1	1	1	1	Attachmentplate chainguide 89-	
23	120 028-02	1	1	1	1	Bushing 98-	
24	120 106-01	2	2	2	2	Chainguide plate 98-	
	120 104-01	2	2	2	2	Inner plate (plastic) chain guide 98-	
25	120 030-01	2	2	2	2	Roller chainguide 89-	
26	120 105-01	2	2	2	2	Spacersleeve chainguide 98-	
27	306 635-22	2	2	2	2	Screw (Collar) 6x45 98-	
28	316 801-22	2	2	2	2	Locknut M6 89-	
29	408 245-22	1	1	1	1	Screw (Collar) 8x45 98-	
30	318 801-22	1	1	1	1	Locknut M8 Low 89-	
31	408 235-22	1	2	2	1	Screw (Collar) 8x35 98-	
32	328 017-01	1	1	1	1	Washer 8.4x16x1.5 89-	
33	120 065-01	1			1	Chainguard compl. 89-	
34	120 059-01	1			1	Spacer chainguard 89-	
35	408 235-22	1			1	Screw (Collar) 8x35 98-	
36	406 113-22	1			1	Screw (Collar) 6x13 98-	
37	120 062-01	2	2	2	2	Brakehose clamp swingarm 89-	
38	405 216-12	2	2	2	2	Screw (Collar) 5x16 98-	
40	120 012-01	2	2	2	2	Drivechain adjustment sledge 89-	
41	120 011-01	2	2	2	2	Adjustment screw drivechain tensioner 89-	
42	305 512-22	2	2	2	2	Screw MC6S 5x12 89-	

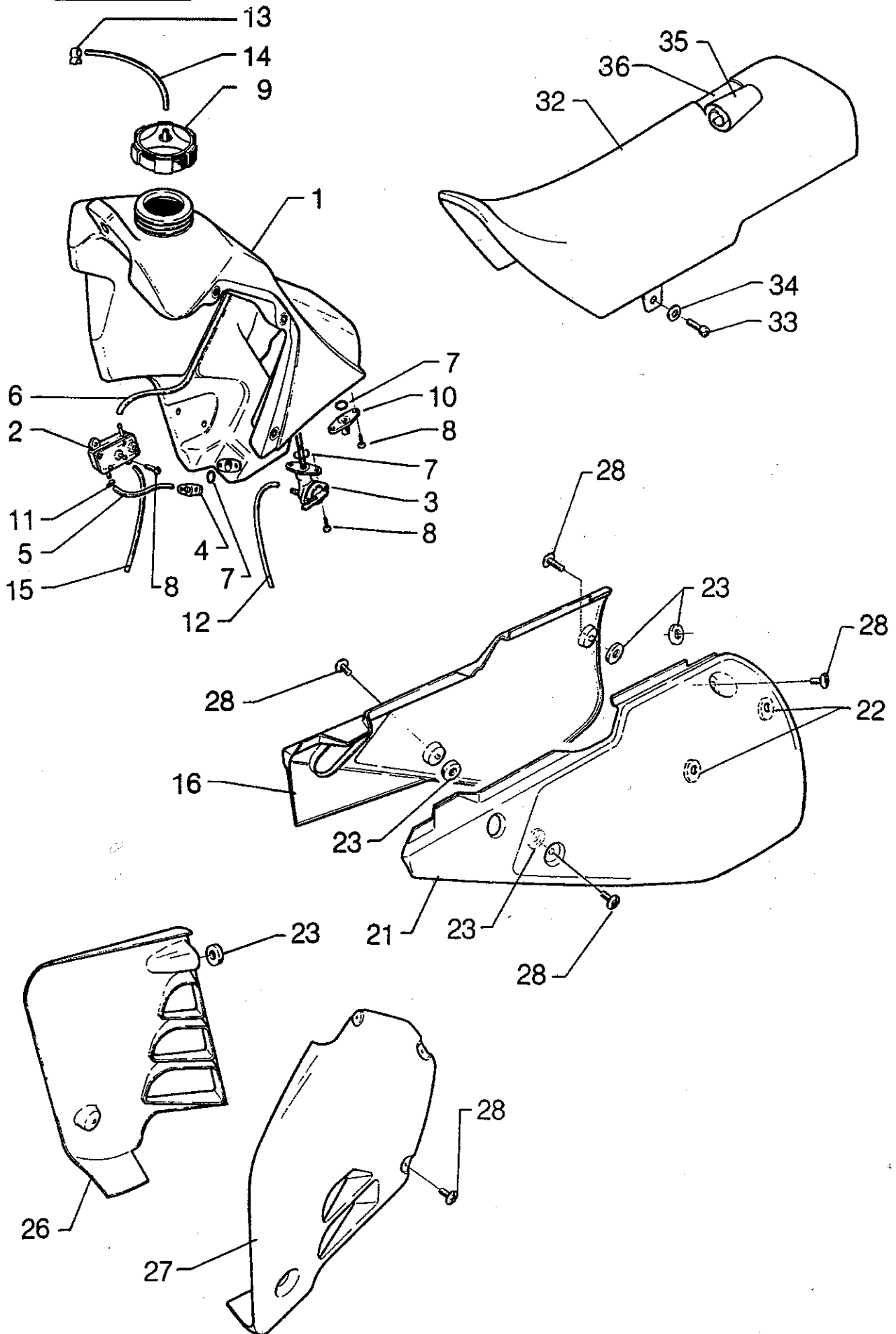


1
2, 6, 7

SHOCKABSORBER 98

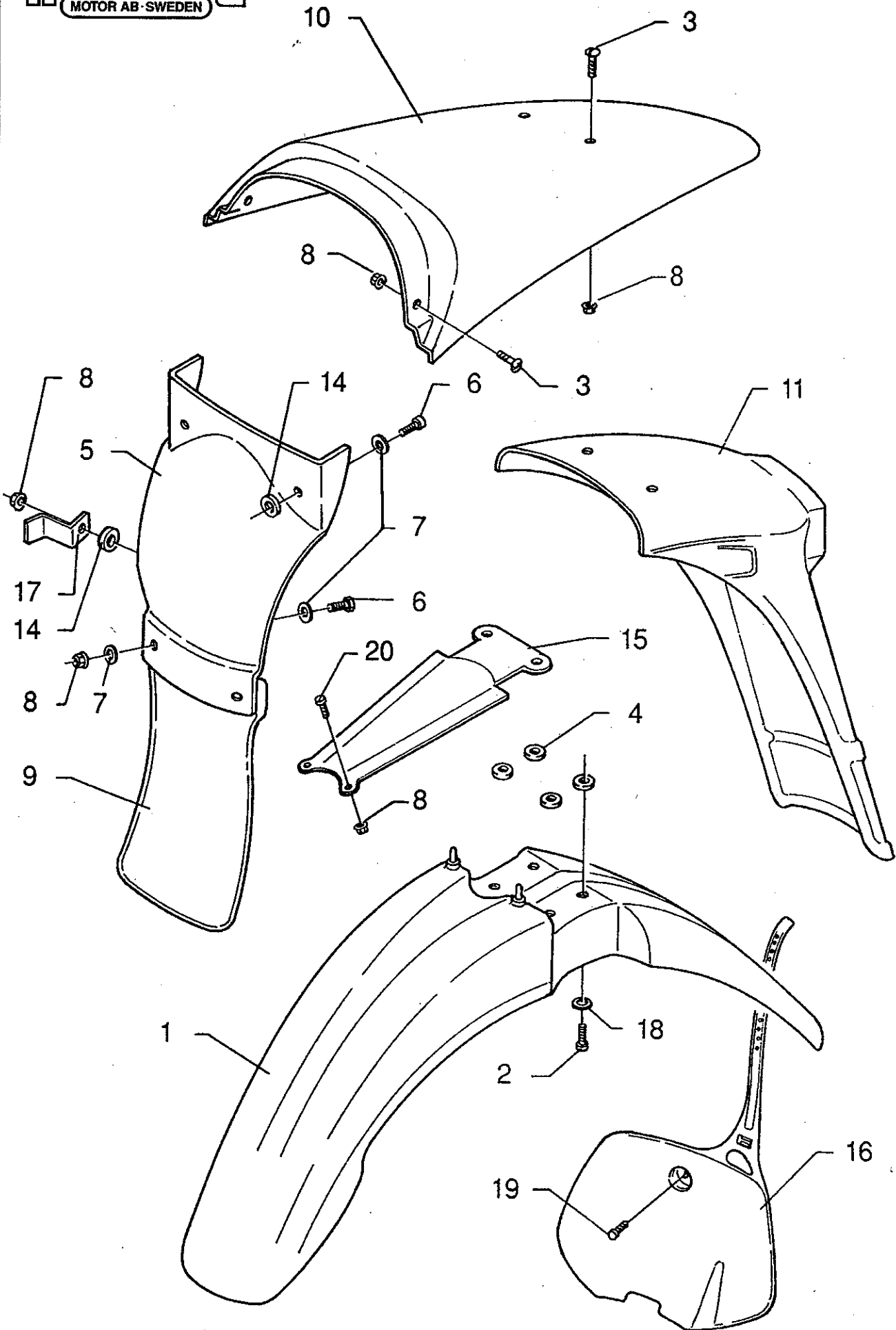
Pos.	Part No	Quantity/Model				Description	Remarks
		FE	FC	FX	FEE		
1	120 109-01		1	1		Shockabsorber (WP) FC/FX 98-	
1	120 108-01	1			1	Shockabsorber (WP) FE/FEE 98-	
2	120 037-01	1	1	1	1	Shockabsorber spring 5.7 (WP) 98-	
2	120 037-02	1	1	1	1	Shockabsorber spring 6.0 (WP) 98-	
2	120 037-03	1	1	1	1	Shockabsorber spring 6.3 (WP) 98-	
3	300 645-22	1	1	1	1	Screw M6S 10x45 89-	1 pcs for each end
4	300 650-22	1	1	1	1	Screw 10x50 89-	
5	310 801-22	2	2	2	2	Locknut M10 low 89-	
6	120 072-01	2	2	2	2	Balljointkit shockabsorber (WP) upper or lower 98-	





FUEL TANK & PANELS 98

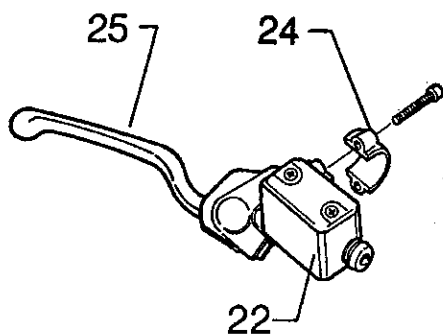
Pos.	Part No.	Quantity/Model				Description	Remarks
		FE	FC	FX	FEE		
1	160 001-04	1		1	1	Fuel tank blue 97-	
1	160 126-02		1			Fuel tank blue 97-	
2	160 003-01	1		1	1	Fuel pump FE/FEE 89-	
3	160 004-01	1	2	1	1	Fuel tap 89-	
	160 129-01		1			T-tube fuel line 97-	
4	160 005-01	1		1	1	Attachment fuel line/fuel tank (lower) 89-	
5	160 006-01	1		1	1	Fuel line fuel tank/fuel pump (lower) 89-	
6	160 007-01	1		1	1	Fuel line fuel pump/fuel tank (upper) 89-	
7	340 010-01	3	2	3	3	O-ring 10.3x2.4 89-	
8	160 010-01	8	4	8	8	Screw RXS 4.8x19 89-	
9	160 011-01	1	1	1	1	Filler cap 89-	
9	160 114-01	1	1	1	1	Gasket filler cap 89-	
10	160 036-01	1		1	1	Attachment fuel line/fuel tank (upper) 89-	
11	160 038-01	2		2	2	Clamp fuel line/att.fuel line 89-	
12	160 012-01	1	2	1	1	Fuel line fuel tap/carburator 89-	
13	160 013-01	1	1	1	1	Attachment fuel tank ventilationhose 89-	
14	160 014-01	1	1	1	1	Ventilationhose fuel tank 89-	
15	160 049-01	1		1	1	Hose cylinderhead/fuel pump 89-	
16	160 136-01	1	1	1	1	Sidepanel right fluorescent yellow 98-	
21	160 137-01	1	1	1	1	Sidepanel left fluorescent yellow 98-	
23	160 050-01	6	6	6	6	Rubberwasher 6.5x22x3 89-	
26	160 053-02	1	1	1	1	Spoiler right fluorescent yellow 97-	
27	160 054-02	1	1	1	1	Spoiler left fluorescent 97-	
28	160 034-01	5	5	5	5	Screw LKCS 6x12 89-	Radiator shrouds
28	406 115-22	4	4	4	4	Screw (Collar) 6x15 98-	Side panels
32	160 132-02	1	1	1	1	Seat black 98-	
33	406 115-22	2	2	2	2	Screw (Collar) 6x15 98-	
34	326 012-01	2	2	2	2	Washer 6.4x12x1.5 89-	
35	160 133-02	1	1	1	1	Seat cover 98-	
36	160 134-01	1	1	1	1	Seat foam cushion 97-	
	190 104-01			1		Decal kit compl. FX 501 98-	
	190 104-02			1		Decal kit compl. FX 600 98-	
	190 105-01	1				Decal kit compl. FE 400 98-	
	190 105-02	1				Decal kit compl. FE 501 98-	
	190 105-03	1				Decal kit compl. FE 600 98-	
	190 106-01				1	Decal kit compl. FE 400 E 98-	
	190 106-02				1	Decal kit compl. FE 501 E 98-	
	190 106-03				1	Decal kit compl. FE 600 E 98-	
	190 107-01		1			Decal kit compl. FC 400 98-	
	190 107-02		1			Decal kit compl. FC 501 98-	
	190 107-03		1			Decal kit compl. FC 600 98-	



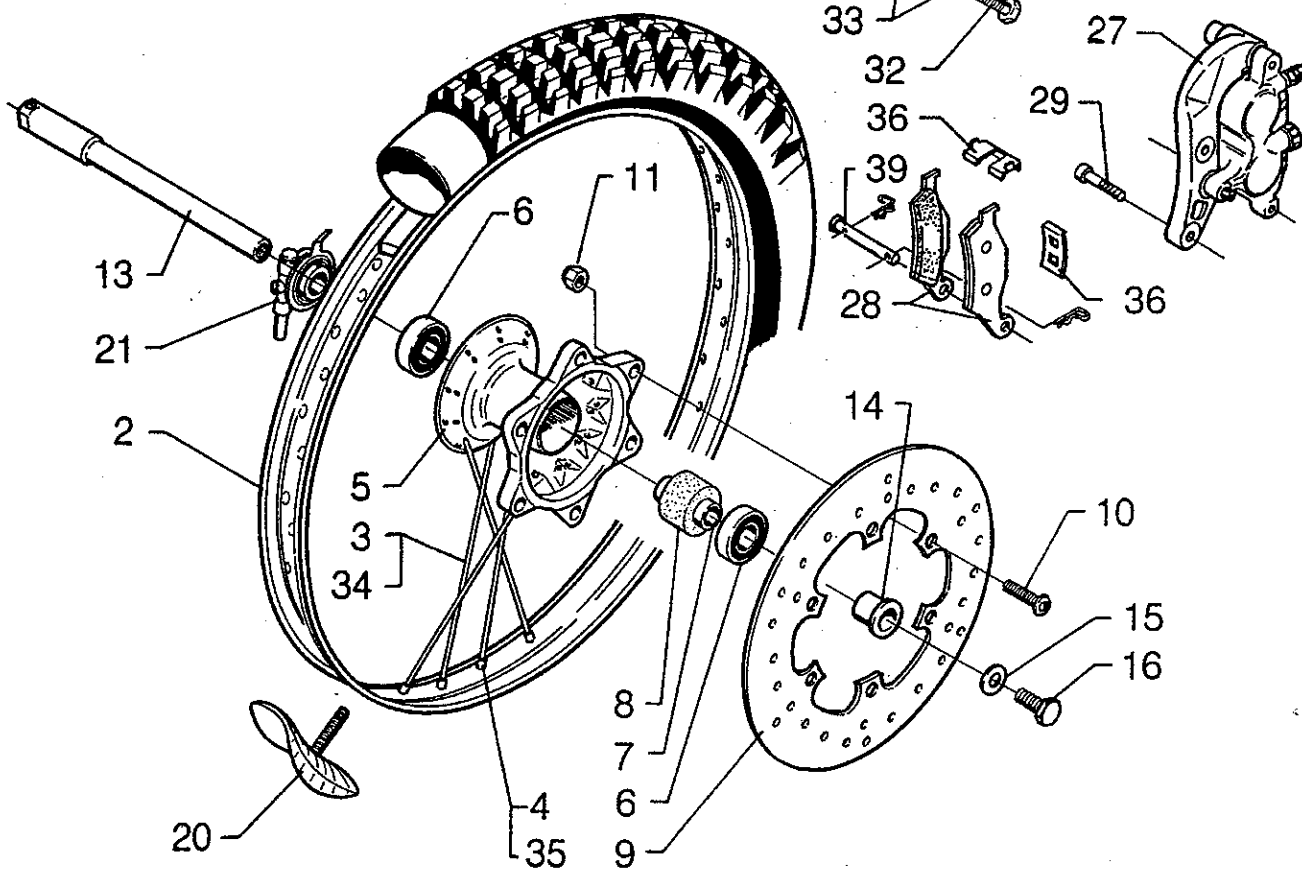
FENDERS 98

Pos.	Part No	Quantity/Model				Description	Remarks
		FE	FC	FX	FEE		
1	160 130-01	1	1	1	1	Front fender fluorescent yellow 97-	
2	406 225-22	4	4	4	4	Screw (Collar) 6x25 98-	
3	160 034-01	7	4	4	7	Screw LKCS 6x12 89-	
4	130 101-01	4	4	4	4	Spacer front fender 97-	
5	160 039-02	1	1	1	1	Splash shield upper 96-	
6	406 615-22	2	2			Screw (Collar) 6x15 98-	Upper
6	406 120-22			2	2	Screw (Collar) 6x20 98-	Upper
6	406 216-22	2	2	2	2	Screw (Collar) 6x16 98-	Lower
7	326 012-01	6	6	6	6	Washer 6.4x12x1.5 89-	
8	316 801-22	9	10	9	9	Locknut M6 89-	
9	160 125-01	1	1	1	1	Splash shield lower 96-	
10	160 128-01	1	1	1	1	Rear fender fluorescent yellow 97-	
11	160 131-01	1			1	Holder licenseplate 97-	
14	160 050-01	3	3	3	3	Rubberwasher 6.5x22x3 89-	
15	180 063-02	1	1	1	1	Fender bracket blue 97-	
16	190 092-01		1	1		Number plate FC/FX fluorescent yellow 97-	
17	110 093-01	1	1	1	1	Bracket splash shield 89-	
18	326 022-01	4	4	4	4	Washer 6x22x1,5 89-	
19	406 113-22	1	1	1	1	Screw (Collar) 6x13 98-	
20	305 316-12	2		2	2	Screw MCS 5x16 97-	

22
24, 25

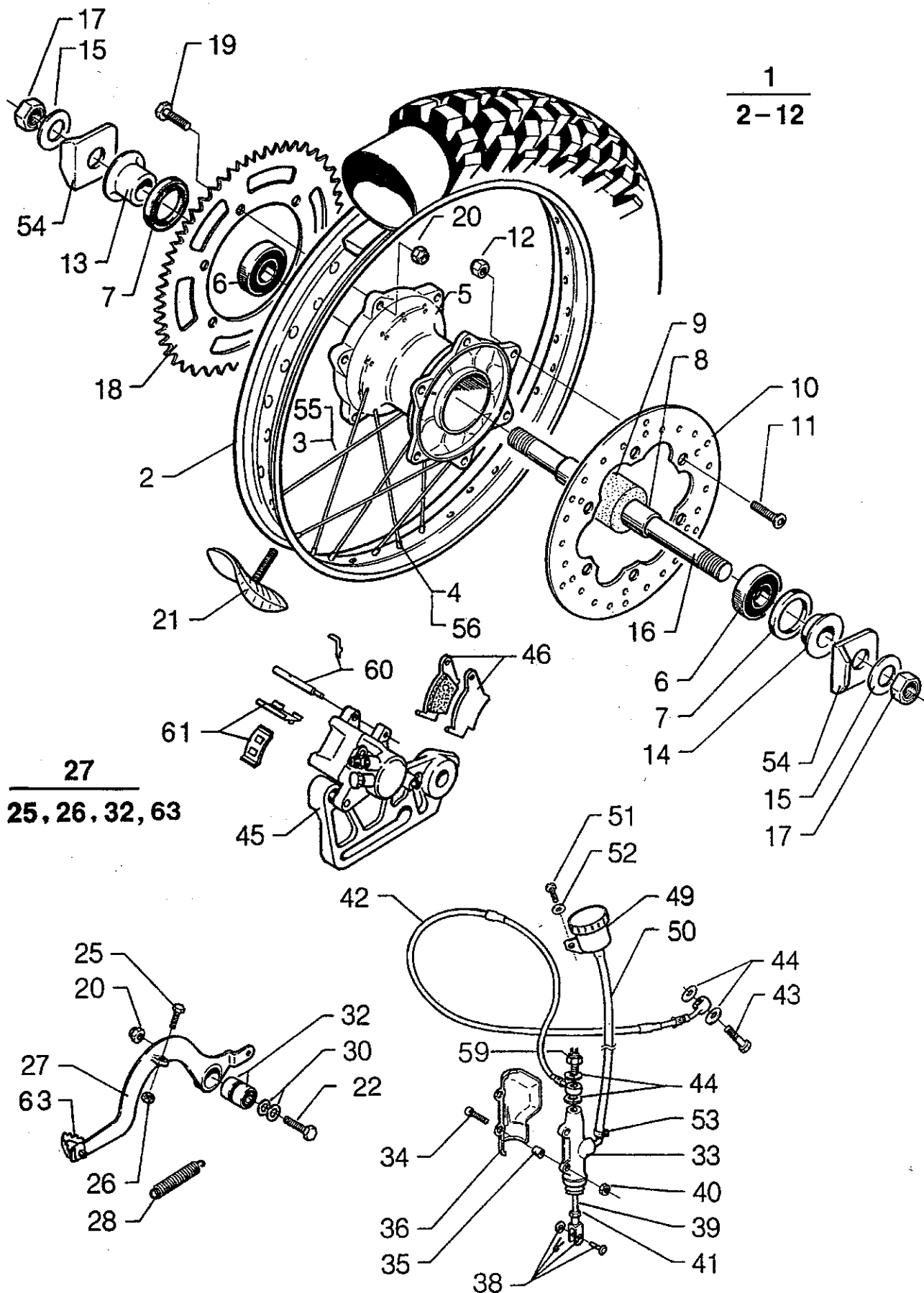


1
2-11



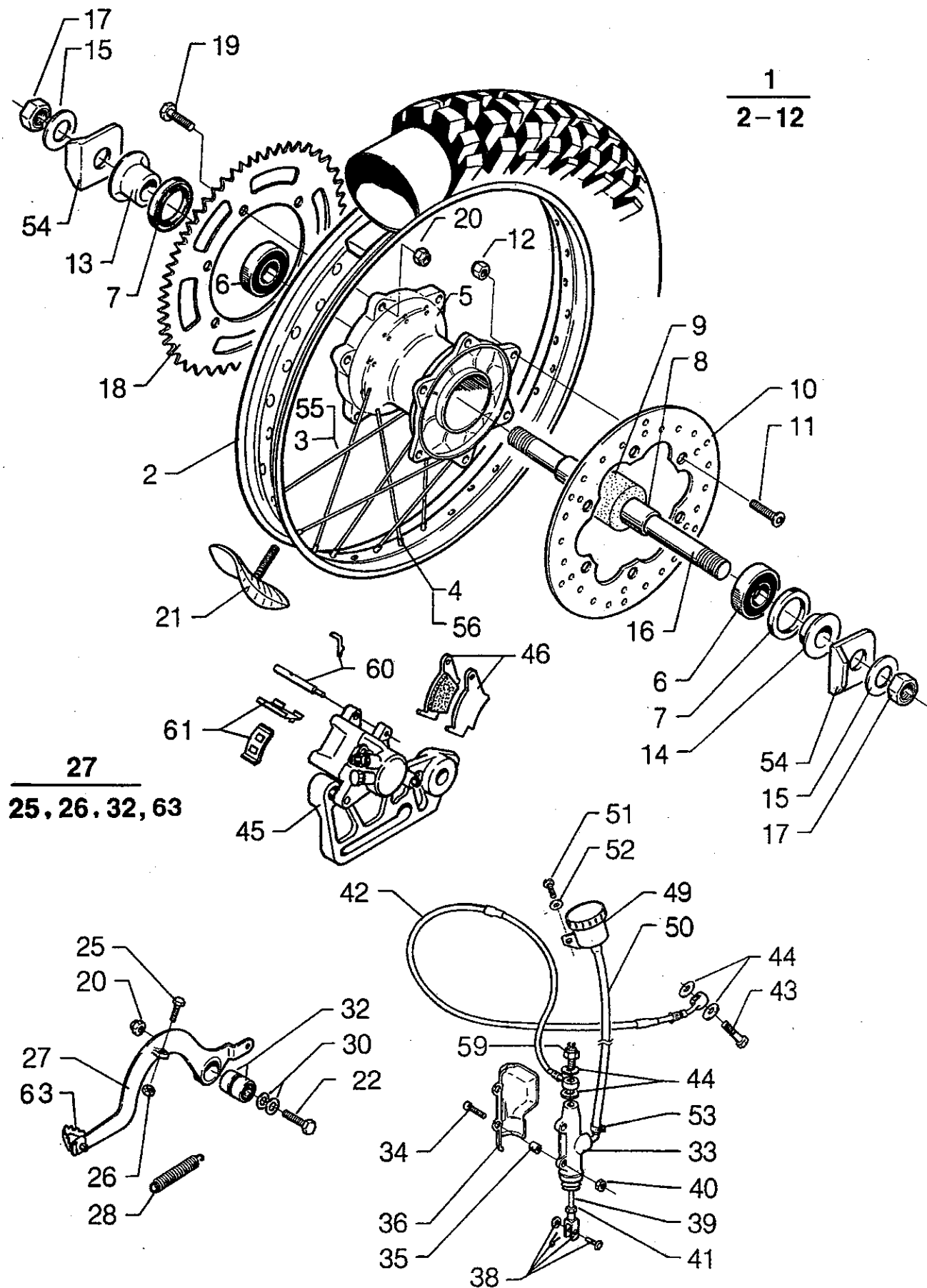
FRONT WHEEL 98

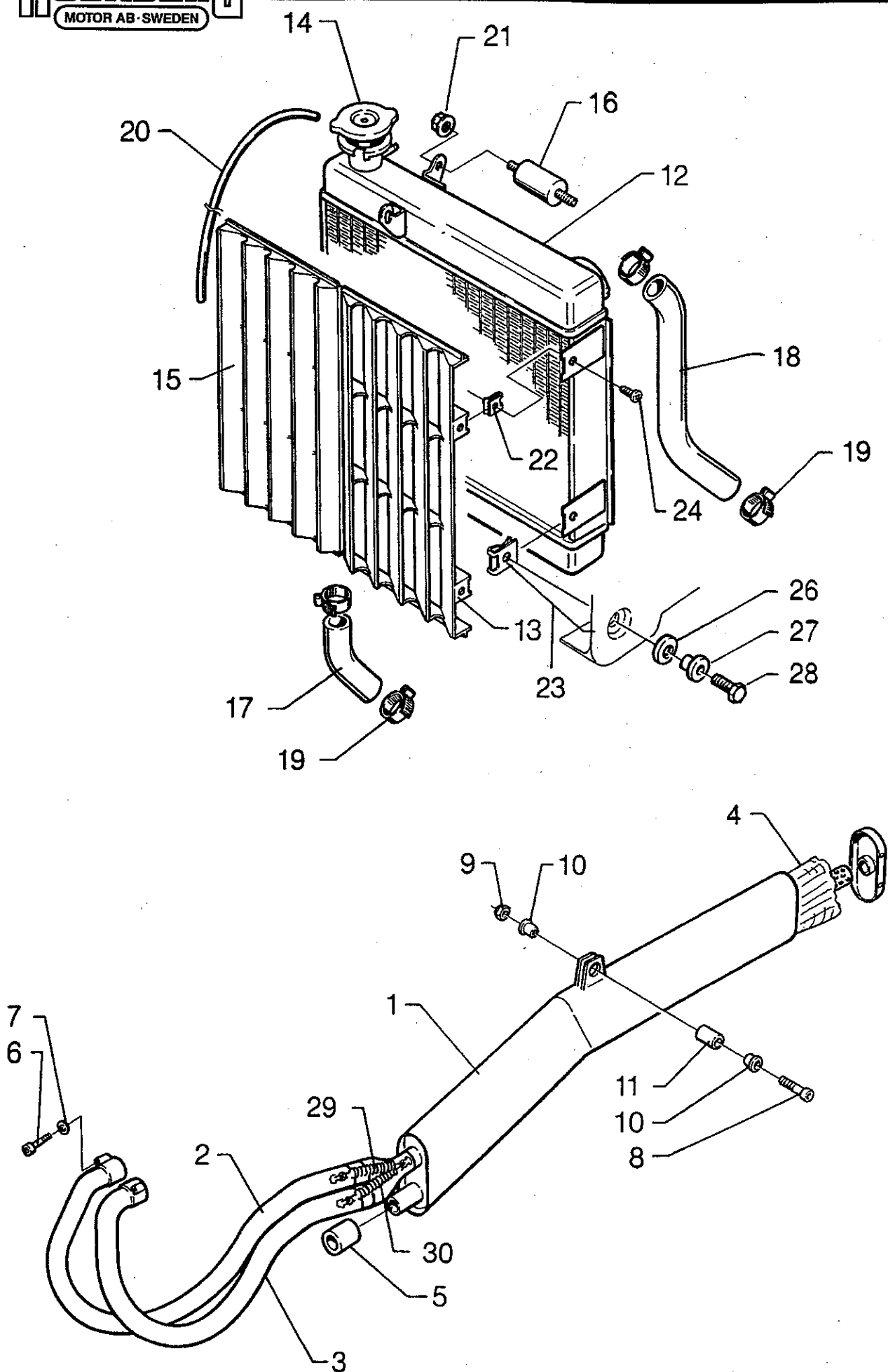
Pos.	Part No	Quantity/Model				Description	Remarks
		FE	FC	FX	FEE		
1	130 000-04	1	1	1		Frontwheel Excel 21" (blue hub) compl. 97-	Ex. brakedisc.
1	130 000-03	1			1	Frontwheel DID 21" (blue hub) compl. 97-	Ex. brakedisc.
2	130 073-01	1	1	1		Rim Excel 1.60x21" front 89-	
2	130 097-01	1			1	Rim DID 1.60x21" front 97-	
3	130 003-01	36	36	36	36	Spoke (21") front 89-	
4	130 005-01	36	36	36	36	Spokenipple front 89-	
5	130 001-03	1	1	1	1	Fronthub (blue) 98-	
6	360 028-01	2	2	2	2	Ballbearing 97-	
7	130 078-01	1	1	1	1	Spacer fronthub compl. 97-	
8	130 029-01	1	1	1	1	Holder spacer fronthub 89-	
9	130 060-01	1	1	1	1	Brakedisc front ø 260 mm stainless 93-	
10	306 020-31	6	6	6	6	Screw M6SF 6x20 89-	
11	316 811-22	6	6	6	6	Locknut M6 low 89-	
13	130 076-01	1			1	Frontaxle (for speedometer) FE/FEE 97-	
13	130 076-02	1	1	1	1	Frontaxle (no speedometer) 97-	
14	130 077-01	1	1	1	1	Spacer frontaxle 97-	
15	320 022-01	1	1	1	1	Washer 10.5x28x6 89-	
16	300 620-22	1	1	1	1	Screw M6S 10x20 89-	
20	130 049-01	1	1	1	1	Rimlock 21" 89-	
21	180 084-01	1			1	Gearlever speedometer 97-	
21	180 090-01	1			1	Gearlever odometer 97-	US-versions only
22	140 080-01	1	1	1	1	Frontbrake cylinder compl. 89-	
24	140 109-01	1	1	1	1	Clamp front brake cylinder 94-	Incl. 2 screws
25	140 085-01	1	1	1	1	Frontbrake lever 94-	
26	140 105-01	1	1	1	1	Hose frontbrake 97-	
27	140 072-01	1	1	1	1	Frontbrake caliper 93-	
29	308 535-22	2	2	2	2	Screw MC6S 8x35 93-	
32	140 015-01	1	1	1	1	Connecting screw brakehose front 89-	
33	140 016-01	2	2	2	2	Copperwasher 10x14x1 89-	
34	130 046-01	1	1	1	1	Spokekit (21") front 89-	
35	130 047-01	1	1	1	1	Spokenipplekit (21") front 89-	
36	140 092-01	1	1	1	1	Brake pad locking device 93-	
39	130 110-01	1	1	1	1	Brake pad lock pin 93-	



REAR WHEEL 98

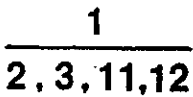
Pos.	Part No	Quantity/Model				Description	Remarks
		FE	FC	FX	FEE		
1	140 103-01		1			Rearwheel Excel 19" (blue) compl. FC 96-	
1	140 030-01	1		1		Rearwheel Excel 18" (blue) compl. FE/S 98- / FX 96-	
1	140 030-04	1			1	Rearwheel DID compl. FE/FEE 97-	
2	140 097-01		1			Rim Excel 2.15x19" 96-	
2	140 099-01	1		1		Rim Excel 2.15x18" 96-	
2	140 106-01	1			1	Rim DID 2.15x18" 97-	
3	140 003-01	36	36	36	36	Spoke (18") rear FE/FEE/FX 96-	
3	140 096-01		36			Spoke (19") rear FC 96-	
4	140 006-01	36	36	36	36	Spokenipple (18"/19") rear 89-	
5	140 001-03	1	1	1	1	Rearhub (blue) 94-	
6	360 023-01	2	2	2	2	Rollerbearing 94-	
7	350 007-01	2	2	2	2	Sealring 94-	
8	140 079-01	1	1	1	1	Spacer rearhub 94-	
9	140 034-01	1	1	1	1	Holder spacer rearhub 89-	
10	140 062-01	1	1	1	1	Brakedisc rear stainless 89-	
11	306 025-31	6	6	6	6	Screw MF6S 6x25 89-	
12	316 811-22	6	6	6	6	Locknut M6 low 89-	
13	140 083-01	1	1	1	1	Spacer rearhub right Type II 94-	
14	140 083-02	1	1	1	1	Spacer rearhub left Type II 94-	
15	322 036-01	2	2	2	2	Washer 21x36x3 89-	
16	140 005-01	1	1	1	1	Rearaxle 89-	
17	140 039-01	2	2	2	2	Nut rearaxle 89-	
18	140 125-01	1	1	1	1	Sprocket Z=48 98-	
18	140 125-02	1	1	1	1	Sprocket Z=46 98-	
18	140 125-04	1	1	1	1	Sprocket Z=42 98-	
18	140 125-07	1	1	1	1	Sprocket Z=50 98-	
19	308 035-32	7	7	7	7	Screw M6S 8X35 98-	
20	318 801-22	7	7	7	7	Locknut M8 low 89-	
21	140 059-01	2	2	2	2	Rimlock rear 89-	
22	408 230-22	1	1	1	1	Screw (Collar) 8x30 98-	
25	306 616-22	1	1	1	1	Screw M6S 6x16 89-	
26	316 801-22	1	1	1	1	Locknut M6 89-	
27	140 017-01	1	1	1	1	Brakepedal compl. 89-	
28	140 052-01	1	1	1	1	Returnspring brakepedal 89-	
30	328 017-01	2	2	2	2	Washer 8.4x16x1.5 89-	
32	360 011-01	2	2	2	2	Ballbearing 89-	





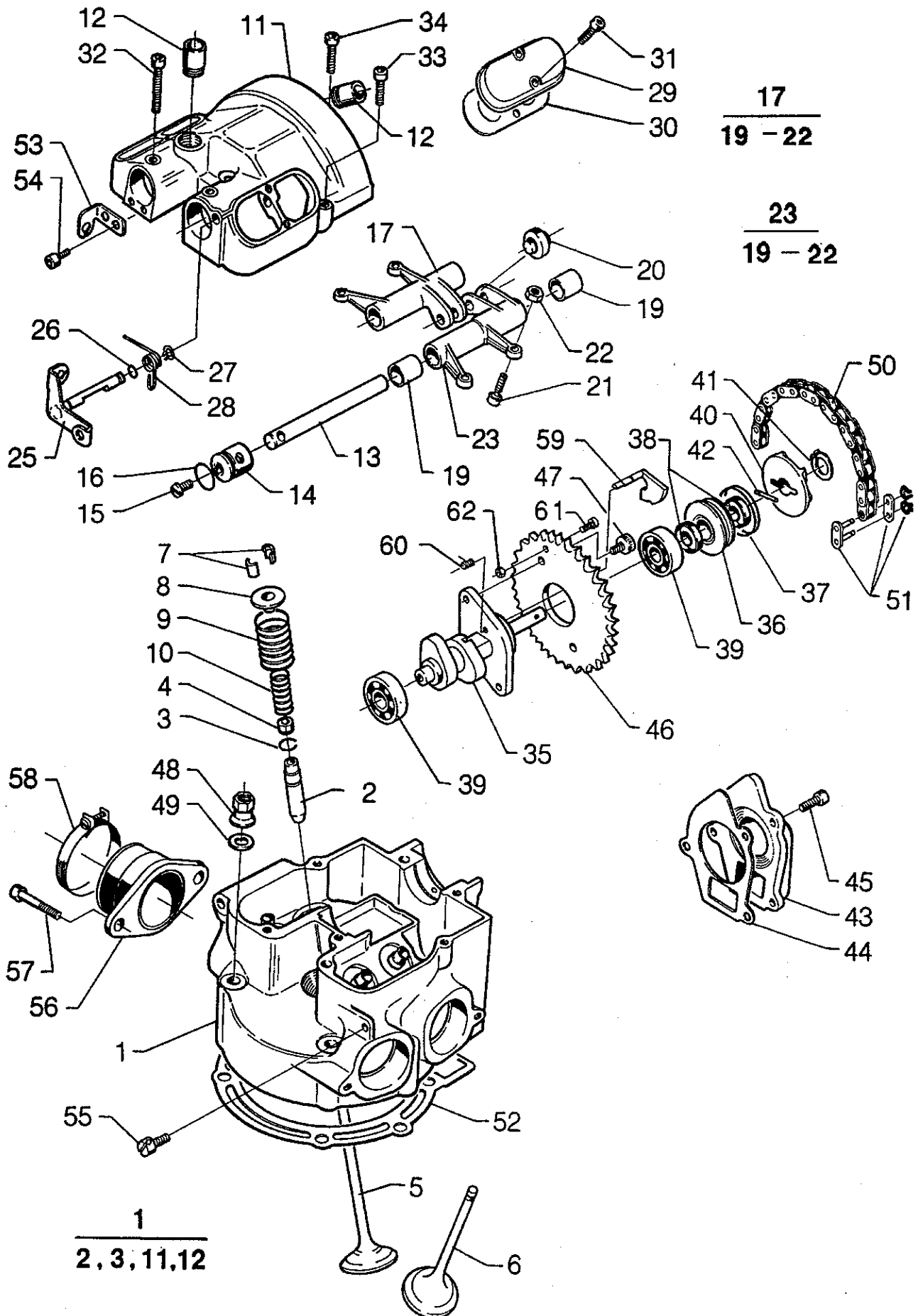
COOLING & EXHAUST 98

Pos.	Part No	Quantity/Model				Description	Remarks
		FE	FC	FX	FEE		
1	150 120-02	1			1	Silencer stainless steel/aluminium compl. 97-	
1	150 129-02		1			Silencer stainless steel/aluminium FC 97-	
2	150 113-02	1	1			Exhaustpipe right stainless steel 350/400 97-	
2	150 115-02	1	1			Exhaustpipe right stainless steel 501 97-	
2	150 117-02	1	1			Exhaustpipe right stainless steel 600 97-	
2	150 131-02			1	1	Exhaustpipe right stainless steel FEE 350/400 97-	
2	150 133-02			1	1	Exhaustpipe right stainless steel FEE 501 97-	
2	150 135-02			1	1	Exhaustpipe right stainless steel FEE 600 97-	
3	150 114-02	1	1			Exhaustpipe left stainless steel 350/400 97-	
3	150 116-02	1	1			Exhaustpipe left stainless steel 501 97-	
3	150 118-02	1	1			Exhaustpipe left stainless steel 600 97-	
3	150 132-02			1	1	Exhaustpipe left stainless steel FEE 350/400 97-	
3	150 134-02			1	1	Exhaustpipe left stainless steel FEE 501 97-	
3	150 136-02			1	1	Exhaustpipe left stainless steel FEE 600 97-	
4	150 032-01	1	1	1	1	Absorbent yarn 97-	
5	150 031-01	1	1	1	1	Attachmenttube silencer 89-	
6	306 530-41	2	2	2	2	Screw MC6S 6X30 95-	
7	326 012-01	2	2	2	2	Washer 6.4X12X1.5 89-	
8	308 645-22	1	1	1	1	Screw M6S 8X45 89-	
9	318 810-22	1	1	1	1	Locknut M8 89-	
10	328 017-01	1	1	1	1	Washer 8.4X16X1.5 89-	
12	150 030-01	1	1	1	1	Radiator 89-	
13	150 038-01	1	1	1	1	Radiatorprotection left 89-	
14	150 021-01	1	1	1	1	Radiator cap 1.4 89-	
15	150 035-01	1	1	1	1	Radiatorprotection right 89-	
16	150 025-01	3	3	3	3	Vibrationdamper 25X15 89-	
17	150 026-01	1	1	1	1	Radiatorhose lower 600 92-	
17	150 026-02	1	1	1	1	Radiatorhose lower 350 90- / 400 96- / 501 89-	
18	150 065-01	1	1	1	1	Radiatorhose upper 501 89-93 / 600 92-	
18	150 065-02	1	1	1	1	Radiatorhose upper 350 90- / 400 96- / 501 94-	
19	150 028-01	4	4	4	4	Clamp radiatorhose 89-	
20	150 024-01	1	1	1	1	Pressurerelease hose 89-	
21	316 811-22	3	3	3	3	Locknut M6 low 89-	
22	150 039-01	2	2	2	2	Speednut 89-	
23	160 063-01	2	2	2	2	Speednut M6 89-	
24	160 010-01	2	2	2	2	Screw RXS 4,8x19 89-	
26	160 043-01	2	2	2	2	Rubberwasher 26x13x2 89-	
27	160 057-01	2	2	2	2	Spacer spoiler 89-	
28	406 220-22	2	2	2	2	Screw (Collar) 6x20 98-	
29	150 150-01	1	1	1	1	Spring (long) exhaustsystem 97-	
30	150 149-01	1	1	1	1	Spring (short) exhaust system 97-	
	150 146-01	1	1	1	1	Flange bushing silencer attachment 97-	
	150 147-01	1	1	1	1	Rubber bushing silencer attachment 97-	
	150 122-01	1	1	1	1	Front end silencer 97-	
	150 127-01		1			Rear end silencer FC 97-	
	150 128-02	1			1	Rear end silencer FE/FEE 97-	



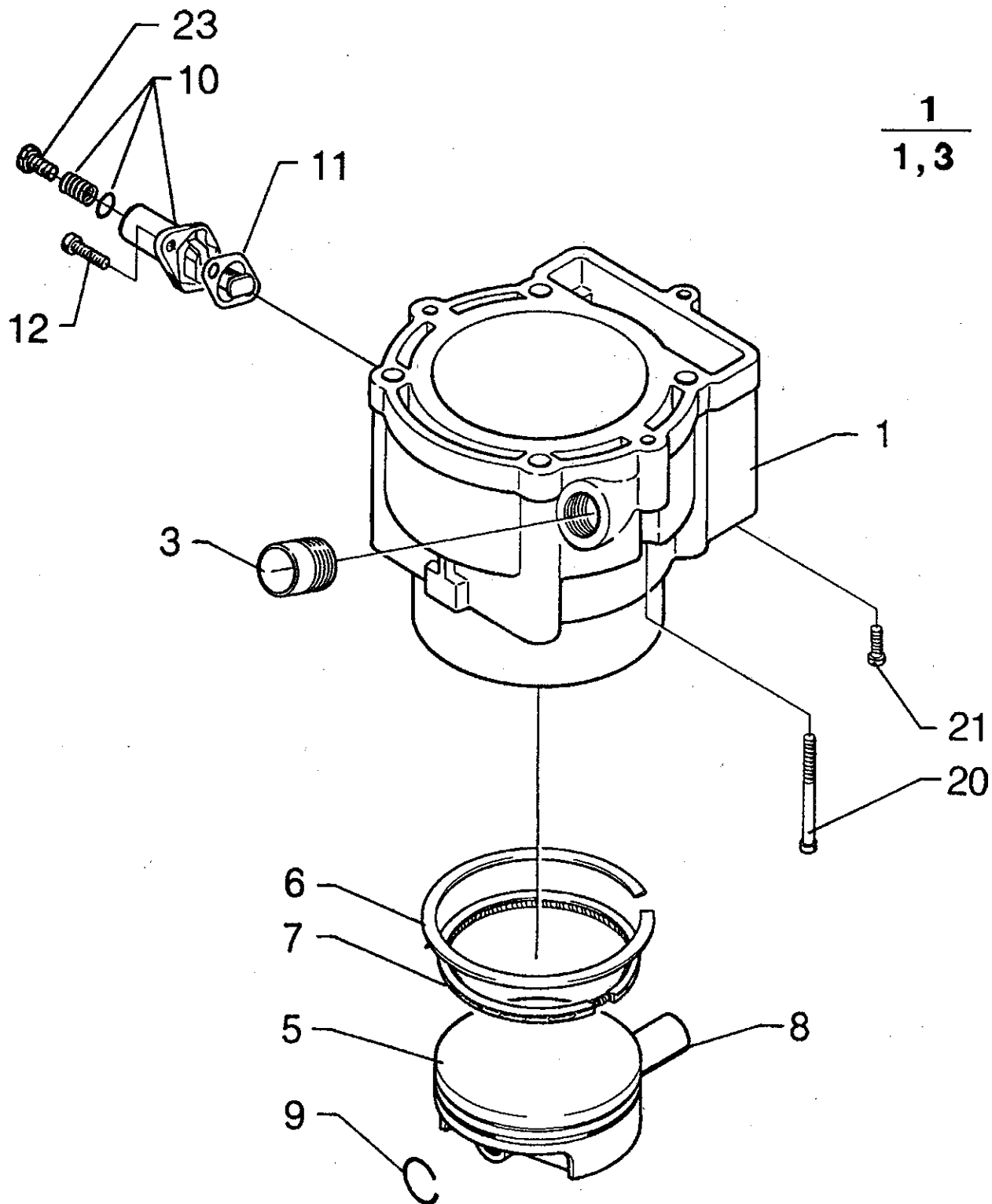
CYLINDERHEAD 98

Pos.	Part No	Quantity/Model				Description	Remarks
		FE	FC	FX	FEE		
1	200 108-01	1	1	1	1	Cylinderhead incl.rockerarm-cover 350 90- / 400 96-	Incl. valveseats & guides
1	200 064-01	1	1	1	1	Cylinderhead incl.rockerarm-cover 501 89- / 600 92-	Incl. valveseats & guides
2	200 150-01	4	4	4	4	Valve guide 97-	
3	330 001-01	4	4	4	4	Circlip SW 11 89-	
4	200 054-01	4	4	4	4	Seal valveguide 89-	
5	200 082-01	2	2	2	2	Intake valve 350 90- / 400 96-	
5	200 007-01	2	2	2	2	Intake valve 501 89- / 600 92-	
6	200 083-01	2	2	2	2	Exhaust valve 350 90- / 400 96-	
6	200 008-01	2	2	2	2	Exhaust valve 501 89- / 600 92-	
7	200 009-01	8	8	8	8	Valvespring cotters 89-	
8	200 010-01	4	4	4	4	Valvespring retainer 89-	
9	200 011-01	4	4	4	4	Valvespring outer 89-	
10	200 103-01	4	4	4	4	Valvespring inner 89-	
11	200 013-01	1	1	1	1	Rockerarm-cover 96-	
12	200 057-01	2	2	2	2	Radiatorhose connection 89-	
13	200 014-01	2	2	2	2	Rockerarm shaft ø 12 mm 96-	
14	200 143-01	2	2	2	2	Endplug rockerarm shaft ø 12/20 mm 96-	
15	305 306-12	2	2	2	2	Screw MSCS 5x6 89-	
16	340 019-01	2	2	2	2	O-ring 19.1x1.6 95-	
17	200 147-02	1	1	1	1	Rockerarm intake compl. 350-400 96-	
17	200 147-01	1	1	1	1	Rockerarm intake compl. 501-600 96-	
19	200 018-01	4	4	4	4	Bushing ø 12 mm 96-	
20	200 019-01	2	2	2	2	Rockerarm roller 89-	
21	200 171-01	4	4	4	4	Valve adjustment screw 96-	
22	200 021-01	4	4	4	4	Valve adjustment locknut 89-	
23	200 148-02	1	1	1	1	Rockerarm exhaust compl. 350-400 96-	
23	200 148-01	1	1	1	1	Rockerarm exhaust compl. 501-600 96-	
25	200 059-01	1	1			Decompression valve lifter FC 92- / FE 89-	
26	340 005-01	1	1	1	1	O-ring 5.1x1.6 89-	
27	330 008-01	1	1	1	1	Circlip SGA 8 89-	
28	200 058-01	1	1			Decompression recoil spring FC 92- / FE 89-	
29	200 026-01	2	2	2	2	Valve cover 89-	
30	200 027-01	2	2	2	2	Gasket valve cover 89-	
31	305 516-22	4	4	4	4	Screw M5x16 89-	




CYLINDERHEAD 98

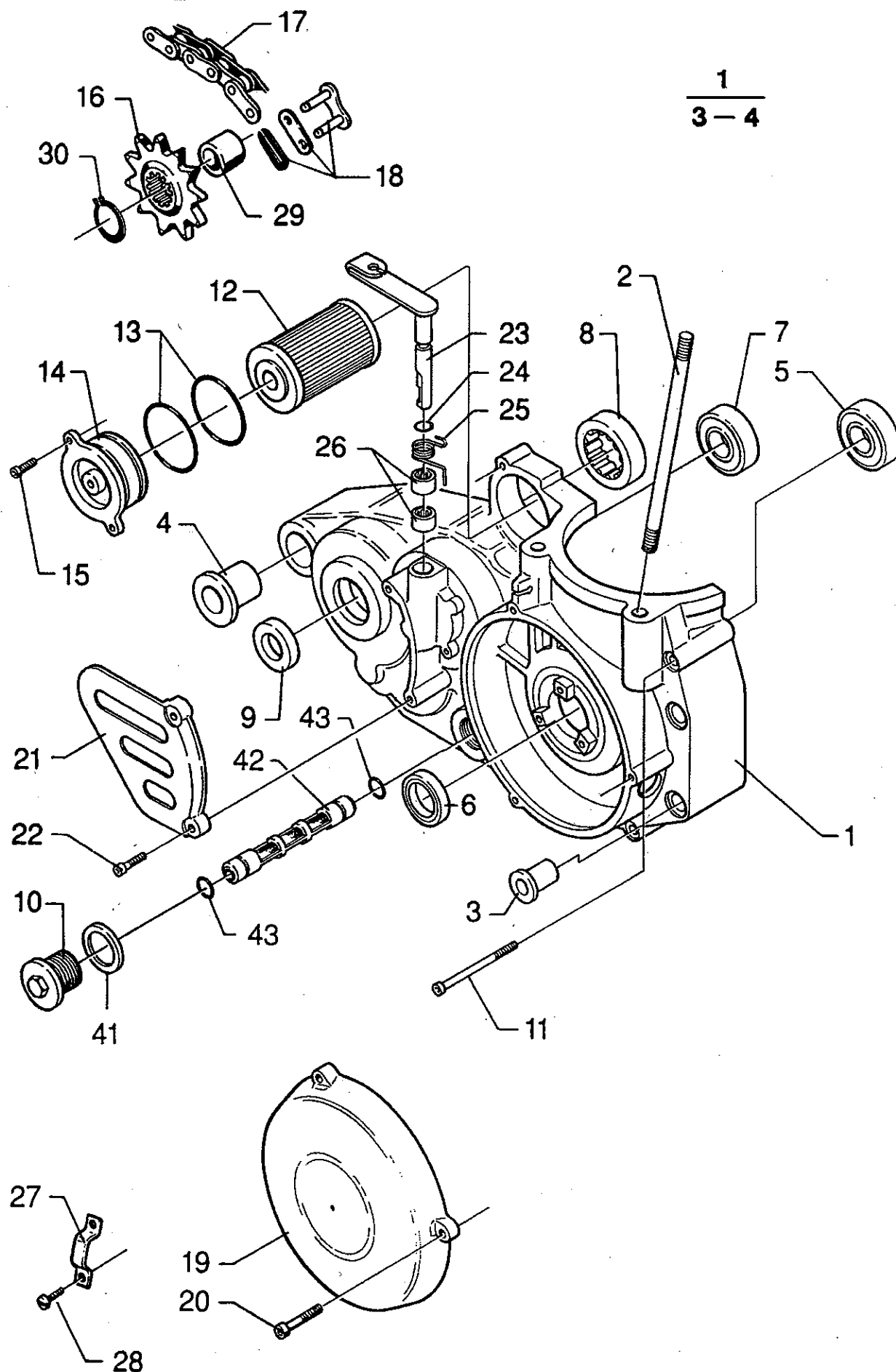
Pos.	Part No	Quantity/Model				Description	Remarks
		FE	FC	FX	FEE		
32	306 550-22	2	2	2	2	Screw MC6S 6x50 89-	
33	306 545-22	2	2	2	2	Screw MC6S 6x45 89-	
34	306 525-22	3	3	3	3	Screw MC6S 6x25 89-	
35	200 160-01			1	1	Camshaft FEE 400/501/600 97- / FX 400/501/600 97-	
35	200 160-53	1	1			Camshaft FC/FE 400 97-	
35	200 160-55	1	1			Camshaft FC/FE 501/600 97-	
35	200 159-01	1	1	1	1	Aut.decompression device (weight) FEE 95-	
35	200 161-01	1	1	1	1	Recoilspring aut.decompression device 95-	
36	200 029-01	1	1	1	1	Seal support 89-	
37	340 029-01	2	2	2	2	O-ring 29,1x1,6 89-	
38	350 000-01	2	2	2	2	Sealing 10x18x4/4.8 89-	
39	360 000-01	2	2	2	2	Ballbearing 89-	
40	200 167-01	1	1	1	1	Waterpump rotor 96-	
41	330 010-01	1	1	1	1	Circlip SGA 10 89-	
42	370 013-01	1	1	1	1	Steelpin 3x14 89-	
43	200 166-01	1	1	1	1	Waterpump cover 96-	
44	200 168-01	1	1	1	1	Gasket waterpump cover 96-	
45	305 516-22	3	3	3	3	Screw M5x16 89-	
46	200 158-01	1	1	1	1	Timing sprocket 97-	
47	308 512-21	2	2	2	2	Screw MC6LS 8x12 89-	
48	200 035-01	4	4	4	4	Nut cylinderstud 89-	
49	320 018-01	4	4	4	4	Washer 10x18x2 89-	
50	200 045-02	1	1	1	1	Timingchain 78 L 350 90- / 400 96- / 501 94-	
50	200 045-03	1	1	1	1	Timingchain 82 L 600 92-	
51	200 066-01	1	1	1	1	Timingchain lock 89-	
52	200 046-01	1	1	1	1	Cylinderhead gasket 400 96-	
52	200 075-01	1	1	1	1	Cylinderhead gasket 501 94- / 600 92-	
53	230 045-01	1	1		1	Decompression valve lifter bracket FC/FE 89-	
54	305 510-22	2	2	2	2	Screw MC6S 5x10 89-	
55	230 044-01	1	1			Wireholder manual decompression wire 89-	
56	250 188-01	1	1	1	1	Intake manifold 400 98-	
56	250 158-01	1	1	1	1	Intake manifold 501/600 97-98	
56	250 189-01	1	1	1	1	Intake manifold 501/600 (Dec. 97-) 98-	
57	306 520-22	2	2	2	2	Screw MC6S 6x20 89-	
58	250 012-01	1	1	1	1	Clamp 89-	
59	200 159-01	1	1	1	1	Aut.decompression device (weight) FEE 95-	
60	200 161-01	1	1	1	1	Recoilspring aut.decompression device 95-	
61	305 510-22	1	1	1	1	Stop screw decompression device 97-	
62	315 601-22	1	1	1	1	Locknut M5 89-	



CYLINDER 98

Pos.	Part No	Quantity/Model				Description	Remarks
		FE	FC	FX	FEE		
1	200 050-02	1	1	1	1	Cylinder compl. 400 96-	Incl. 200 057-01
1	200 122-02	1	1	1	1	Cylinder compl. 501 94-	Incl. 200 057-01
1	200 122-01	1	1	1	1	Cylinder compl. 600 92-	Incl. 200 057-01
3	200 057-01	1	1	1	1	Radiatorhose connecting 89-	
5	200 191-01	1	1	1	1	Piston 400 (3-piece oilring) 96-	Ex.rings, clips, gudgeon pin
5	200 141-01	1	1	1	1	Piston 501 94- / 600 92-	Ex.rings, clips, gudgeon pin
6	200 078-01	1	1	1	1	Pistonring 400 96-	
6	200 069-01	1	1	1	1	Pistonring 501 94- / 600 92-	
7	200 079-01	1	1	1	1	Oilring 400 96-	
7	200 142-01	1	1	1	1	Oilring 501 94- / 600 92-	3 mm
8	200 165-01	1	1	1	1	Gudgeon pin 400 96-	
8	200 055-01	1	1	1	1	Gudgeon pin 501 89- / 600 92-	
9	200 097-01	2	2	2	2	Clips gudgeon pin 400 96-	
9	200 056-01	2	2	2	2	Clips gudgeon pin 501 89- / 600 92-	
10	200 052-01	1	1	1	1	Camchain tensioner 89-	
11	200 053-01	1	1	1	1	Gasket camchain tensioner 89-	
12	306 516-22	2	2	2	2	Screw MC6S 6x16 89-	
20	306 545-22	2	2	2	2	Screw MC6S 6x45 89-	
21	306 535-22	1	1	1	1	Screw MC6S 6x35 89-	
23	200 106-01	1	1	1	1	Screw camchain tensioner 89-	
	200 182-01	1	1	1	1	Piston (3-piece oilring) complete 400 96-	Incl. Pos. No. 5, 6, 7, 8, 9.
	200 184-01	1	1	1	1	Piston complete 501 94- / 600 92-	Incl. Pos. No. 5, 6, 7, 8, 9.

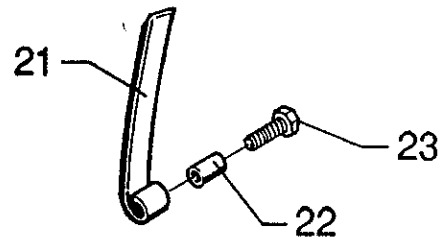

 KIT H 200 28601



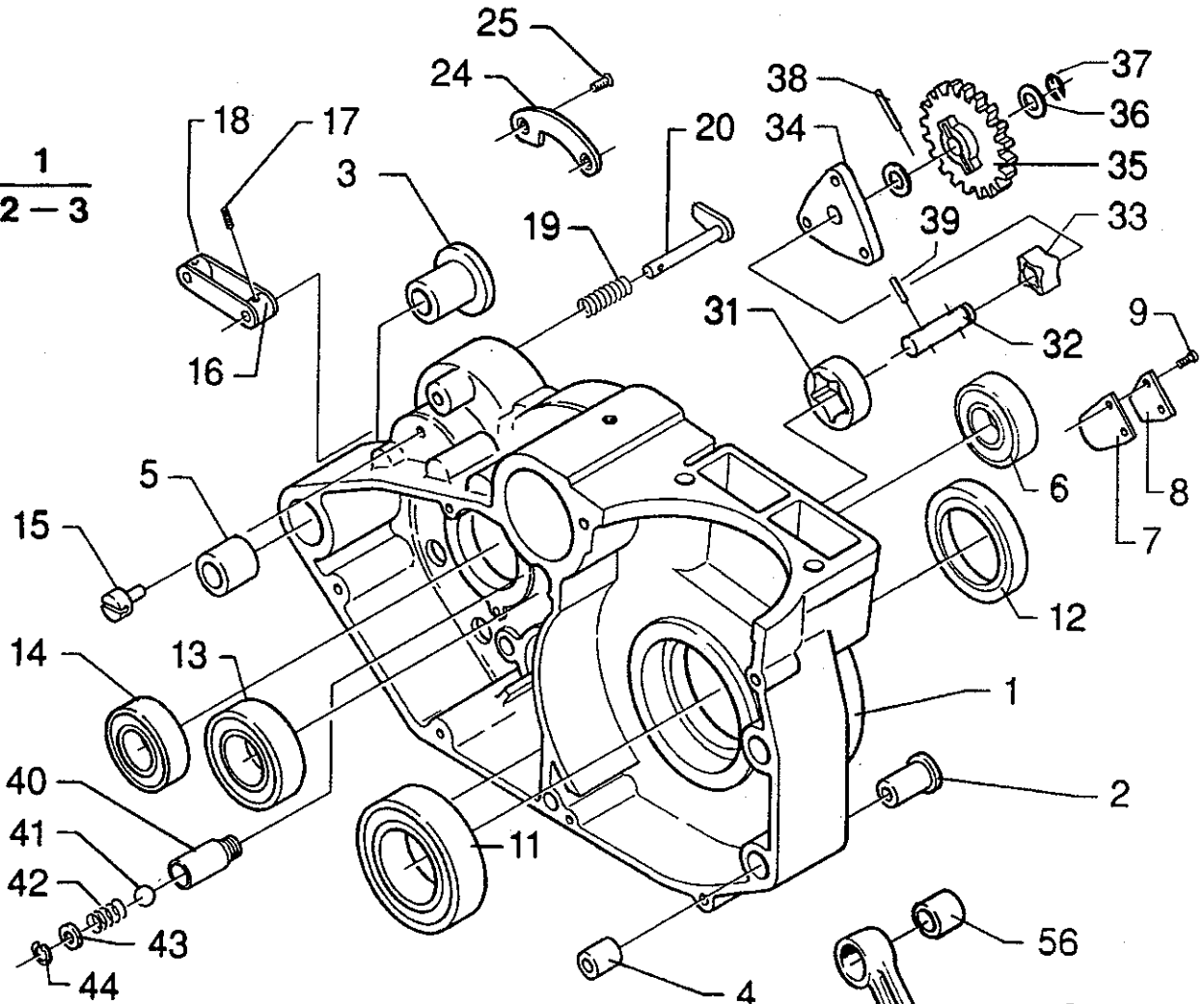
CRANKCASE RIGHT 98

Pos.	Part No.	Quantity/Model				Description	Remarks
		FE	FC	FX	FEE		
1	220 048-01	1	1			Crankcase right half 97-	
2	200 092-01	4	4			Cylinderstud 350 90- / 400 96- / 501 94-	
2	200 105-01	4	4			Cylinderstud 600 92-	
3	220 006-01	2	2			Flange bushing front 89-	
4	220 007-01	1	1			Flange bushing rear 89-	
5	360 001-01	1	1			Ballbearing 89-	
6	350 001-01	1	1			Seal ring 10x18 4/4.8 89-	
7	360 002-01	1	1			Ballbearing 95-	
8	360 017-01	1	1			Rollerbearing 94-	
9	350 006-01	1	1			Seal ring 30x42x7 94-	
10	220 051-01	1	1			Oil drain plug 97-	
11	306 550-22	8	8			Screw MC6S 6x50 89-	
12	260 060-01	1	1			Oilfilter 97-	Outlet part
13	340 073-01	2	2			O-ring oilfilter cover 97-	
14	220 050-01	1	1			Cover oilfilter 97-	
15	305 512-22	2	2			Screw MC6S 5x12 97-	
16	260 001-03	1	1			Sprocket Z=13 89-	
16	260 001-04	1	1			Sprocket Z=14 89-	
16	260 001-05	1	1			Sprocket Z=15 89-	
16	260 001-06	1	1			Sprocket Z=16 89-	
17	190 002-01	1	1			Drivechain 110 L 89-	
17	190 002-02	1	1			Drivechain 112 L 89-	
17	190 002-03	1	1			Drivechain 114 L 89-	
17	190 002-04	1	1			Drivechain 116 L 89-	
18	190 001-01	1	1			Master link 89-	
19	220 027-01	1	1			Ignition cover 89-	Plastic, labyrinth sealing
20	305 520-22	3	3			Screw MC6S 5x20 89-	
21	220 026-01	1	1			Sprocket cover 89-	Plastic
22	305 520-22	2	2			Screw MC6S 5x20 89-	
23	230 112-01	1	1			Clutch disengaging lever 89-	
24	350 005-01	1	1			Seal ring 10x14x3 89-	
25	230 055-01	1	1			Recoil spring 89-	
26	360 014-01	2	2			Needlebearing 89-	
27	250 013-01	1	1			Wire holder 89-	
28	305 306-12	2	2			Screw MCS 5x10 89-	
29	240 046-01	1	1			Spacer sprocket 94-	
30	330 025-01	1	1			Circlip SGA 25 94-	
41	324 034-01	1	1			Washer oil drain plug 97-	
42	260 052-01	1	1			Oilfilter 97-	Inlet part
43	340 040-01	2	2			O-ring oilfilter 97-	
	260 062-01	1	1			Gasket kit 400 97-	
	260 062-02	1	1			Gasket kit 501/600 97-	

$\frac{1}{2-3}$

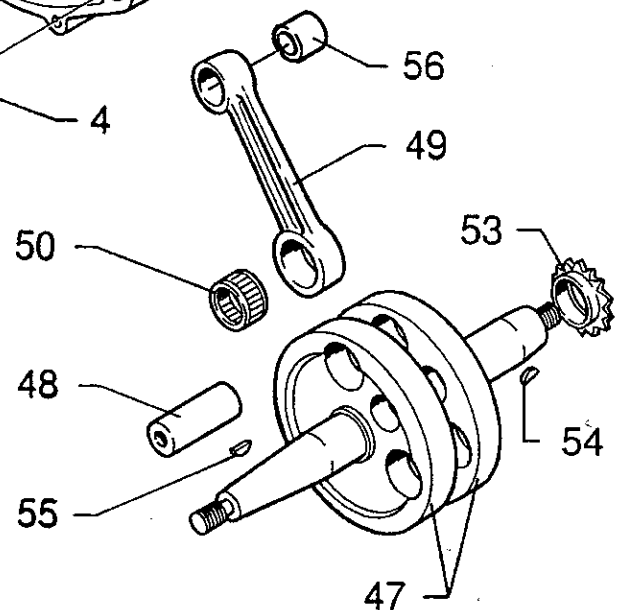


$\frac{1}{2-3}$



$\frac{47}{47-50}$

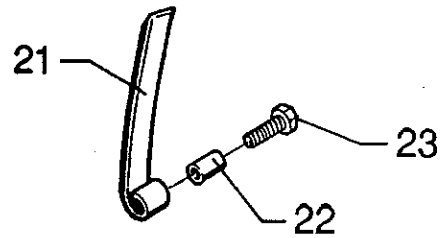
$\frac{57}{48-50, 56}$



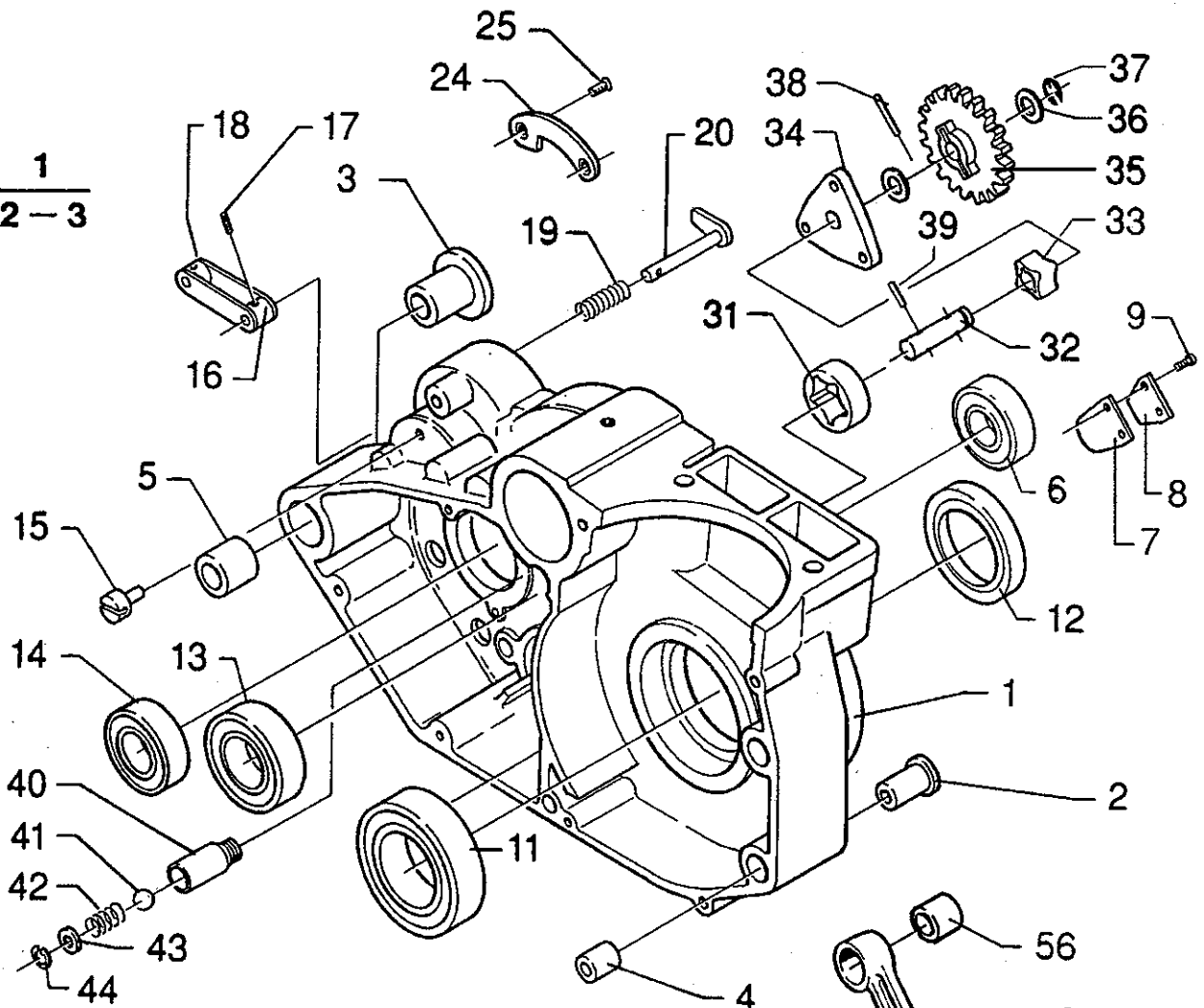
CRANKCASE LEFT 98

Pos.	Part No.	Quantity/Model				Description	Remarks
		FE	FC	FX	FEE		
1	220 049-01	1	1			Crankcase left half 97-	
2	220 006-01	2	2			Flange bushing front 89-	
3	220 007-01	1	1			Flange bushing rear 89-	
4	220 011-01	1	1			Dowl crankcase front 89-	
5	220 012-01	1	1			Dowl crankcase rear 89-	
6	360 026-01	1	1			Ballbearing 96/2-	ø 42 mm
7	220 013-01	1	1			Reed valve 89-	
8	220 020-01	1	1			Reed valve support 89-	
9	304 306-12	2	2			Screw MSCS 4x6 89-	
11	360 001-01	1	1			Ballbearing 89-	
12	350 003-01	1	1			Seal ring 30x52x7 89-	
13	360 004-01	1	1			Ballbearing 89-	
14	360 002-01	2	2			Ballbearing 89-	
15	230 044-01	1	1			Holder decompression wire lower 89-	
16	230 054-01	1	1			Decompression lever 89-	
17	305 510-22	1	1			Screw MC6S 5x10 89-	
18	230 065-01	1	1			Nipple decompression wire 89-	
19	230 037-01	1	1			Recoilspring decomp.lever kickstarter 89-	
20	230 050-01	1	1			Decompression lever kickstarter 89-	
21	200 135-01	1	1			Camshain tensioner 98-	
	200 185-01	1	1			Camchain guide 98-	
22	200 186-01	2	2			Dowl camshain tensioner/camshain guide 98-	
23	306 625-22	1	1			Screw M6S 6x25 89-	
24	230 039-01	1	1			Engagement sledge 89-	
25	305 410-12	2	2			Screw MFX 5x10 89-	
31		1	1			Outer rotor oilpump 97-	Only available in kit 260 061-01
32	260 054-01	1	1			Shaft oilpump 97-	
33		1	1			Inner rotor oilpump 97-	Only available in kit 260 061-01
34	260 053-01	1	1			Cover oilpump 97-	
35	260 055-01	1	1			Intermediate gearwheel oilpump 97-	
36	260 056-01	2	2			Washer 97-	
37	260 057-01	1	1			Circlip oilpump 97-	
38	370 006-01	1	1			Pin (long) 97-	
39	370 005-01	1	1			Pin (short) 97-	
40	260 036-01	1	1			Body oilpressurerelief valve 95-	
41	360 024-01	1	1			Steelball oilpressurerelief 95-	
42	260 038-01	1	1			Spring oilpressurerelief 95-	
43	260 037-01	1	1			Washer oilpressurerelief 95-	
44	330 015-01	1	1			Circlip sgH15 95-	

1
2-3

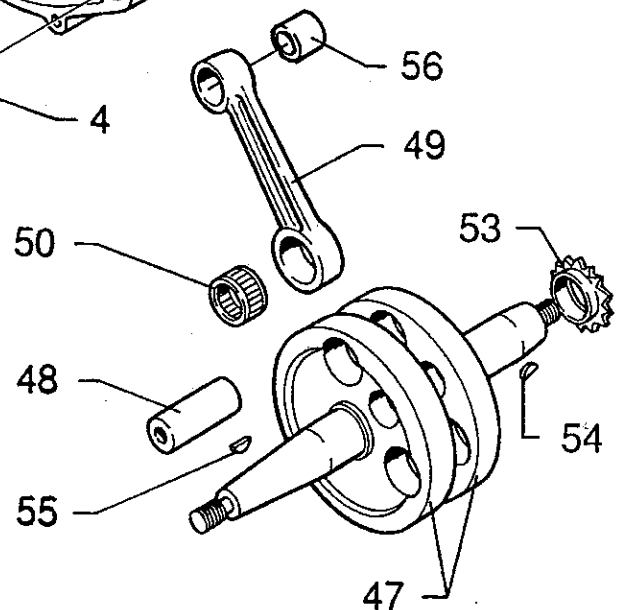


1
2-3



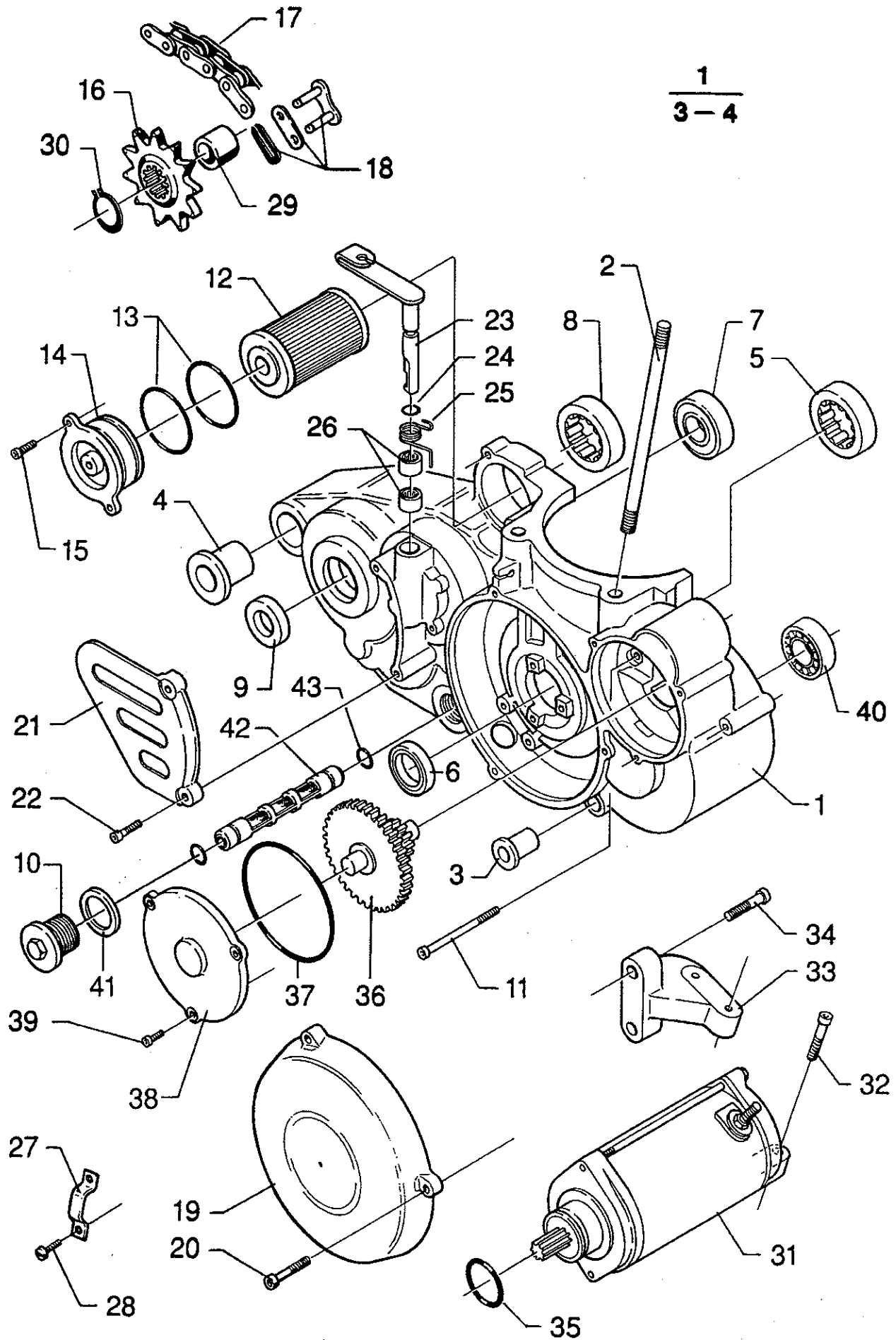
47
47-50

57
48-50, 56



CRANKCASE LEFT 98

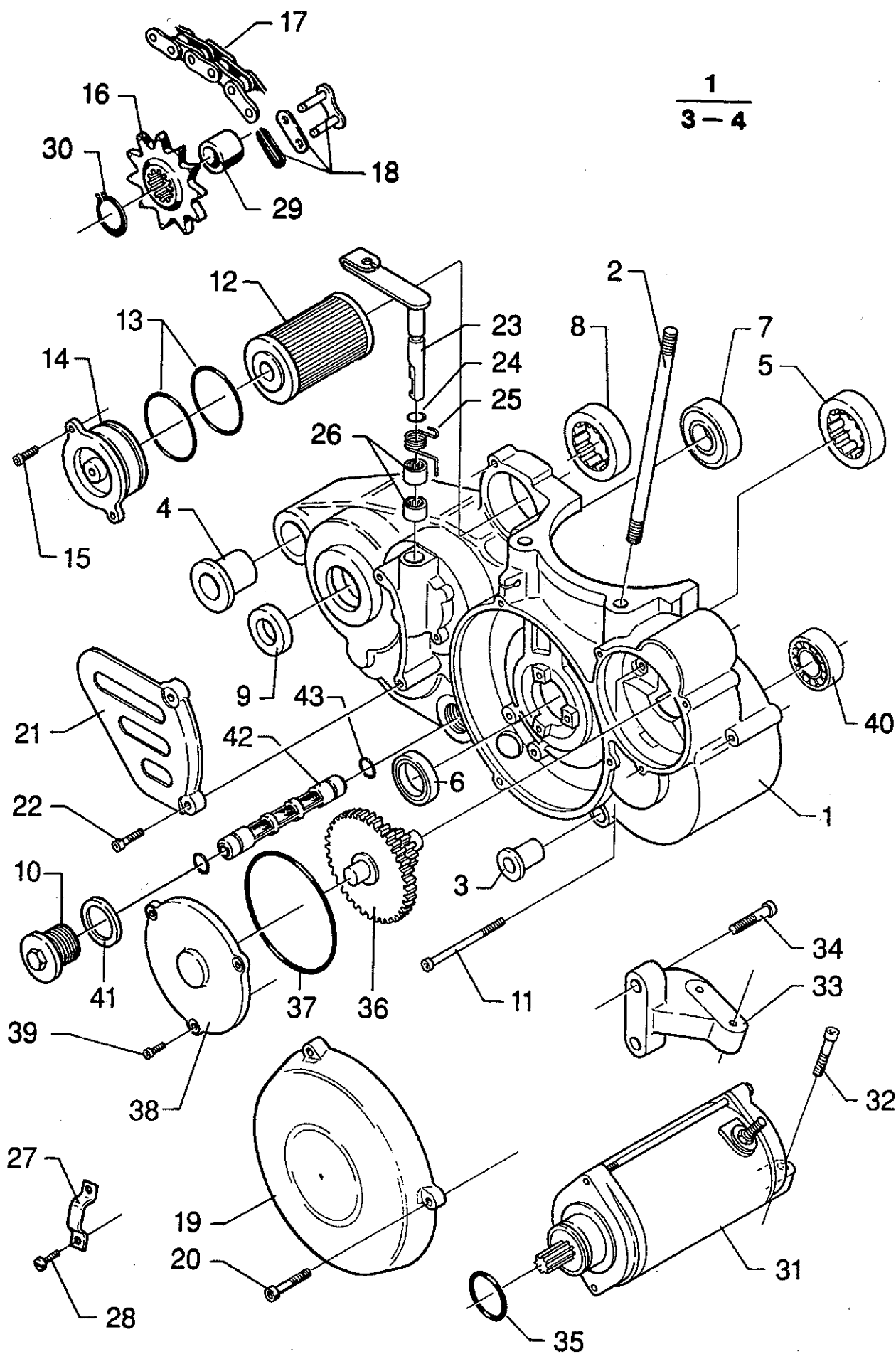
Pos.	Part No.	Quantity/Model				Description	Remarks
		FE	FC	FX	FEE		
47	210 020-01	1	1			Crankshaft compl. 400 96-	
47	210 034-01	1	1			Crankshaft compl. 501 94-	
47	210 013-01	1	1			Crankshaft compl. 600 92-	
48	210 004-01	1	1			Crankpin 95-	
49	210 029-01	1	1			Connecting rod 400 96-	
49	210 075-01	1	1			Connecting rod 501 95-	
49	210 052-01	1	1			Connecting rod 600 95-	
50	210 065-01	1	1			Needlebearing connecting rod 95-	
53	200 043-01	1	1			Crankshaft sprocket 95-	
54	200 044-01	1	1			Woodruff key timing sprocket crankshaft 95-	
55	250 004-01	1	1			Woodruff key flywheel 95-	
56	210 017-01	1	1			Bushing connecting rod 400 96-	
56	210 014-01	1	1			Bushing connecting rod 501/600 95-	
57	210 050-01	1	1			Connecting rod kit 400 96-	Incl. Pos. No. 48, 49, 50, 56.
57	210 058-01	1	1			Connecting rod kit 501 95-	Incl. Pos. No. 48, 49, 50, 56.
57	210 053-01	1	1			Connecting rod kit 600 95-	Incl. Pos. No. 48, 49, 50, 56.
	260 061-01	1	1			Repair kit oilpump 97-	Incl. Pos. No. 31, 32, 33.



CRANKCASE RIGHT EL.START 98

Pos.	Part No.	Quantity/Model				Description	Remarks
		FE	FC	FX	FEE		
1	220 046-01			1	1	Crankcase right half 97-	
2	200 092-01			4	4	Cylinderstud 400 96- / 501 94-	
2	200 105-01			4	4	Cylinderstud 600 92-	
3	220 006-01			1	1	Flange bushing front 89-	
4	220 007-01			1	1	Flange bushing rear 89-	
5	360 017-01			1	1	Rollerbearing 94-	
6	350 001-01			1	1	Seal ring 10x18 4/4.8 89-	
7	360 002-01			1	1	Ballbearing 95-	
8	360 017-01			1	1	Rollerbearing 94-	
9	350 006-01			1	1	Seal ring 30x42x7 94-	
10	220 051-01			1	1	Oil drain plug 97-	
11	306 550-22			8	8	Screw MC6S 6x50 89-	
12	260 060-01			1	1	Oilfilter 97-	Outlet part
13	340 073-01			2	2	O-ring oilfilter cover 97-	
14	220 050-01			1	1	Cover oilfilter 97-	
15	305 512-22			2	2	Screw MC6S 5x12 97-	
16	260 001-03			1	1	Sprocket Z=13 89-	
16	260 001-04			1	1	Sprocket Z=14 89-	
16	260 001-05			1	1	Sprocket Z=15 89-	
16	260 001-06			1	1	Sprocket Z=16 89-	
17	190 002-01			1	1	Drivechain 110 L 89-	
17	190 002-02			1	1	Drivechain 112 L 89-	
17	190 002-03			1	1	Drivechain 114 L 89-	
17	190 002-04			1	1	Drivechain 116 L 89-	
18	190 001-01			1	1	Master link 89-	
19	220 027-01			1	1	Ignition cover 89-	Plastic, labyrinth sealing
20	305 520-22			3	3	Screw MC6S 5x20 89-	
21	220 026-01			1	1	Sprocket cover 89-	Plastic
22	305 520-22			2	2	Screw MC6S 5x20 89-	
23	230 112-01			1	1	Clutch disengaging lever 89-	
24	350 005-01			1	1	Seal ring 10x14x3 89-	
25	230 055-01			1	1	Recoil spring 89-	
26	360 014-01			2	2	Needlebearing 89-	
27	250 013-01			1	1	Wire holder 89-	
28	305 306-22			2	2	Screw MCS 5x10 89-	
29	240 046-01			1	1	Spacer sprocket 94-	

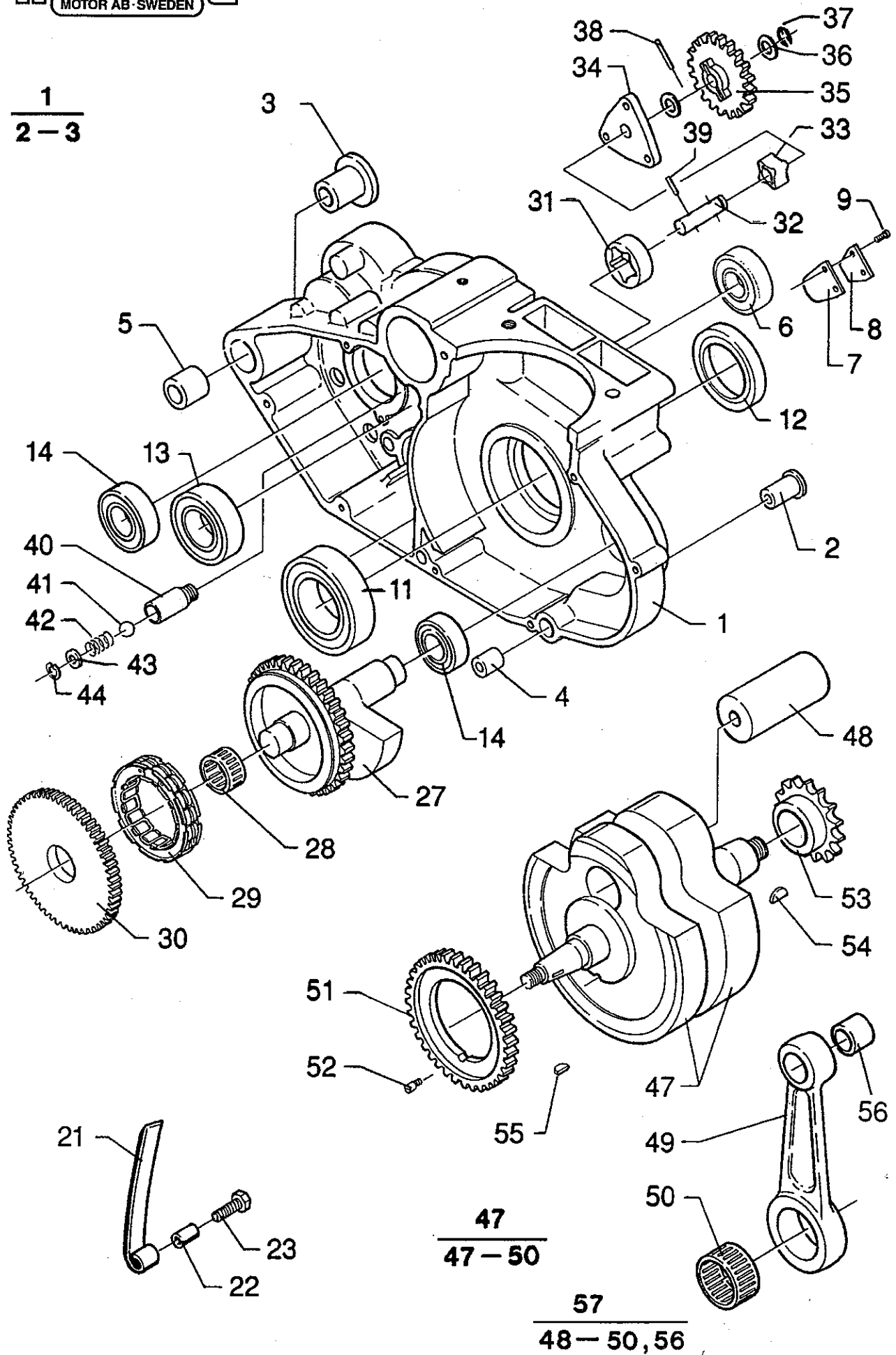
$\frac{1}{3-4}$



CRANKCASE RIGHT EL.START 98

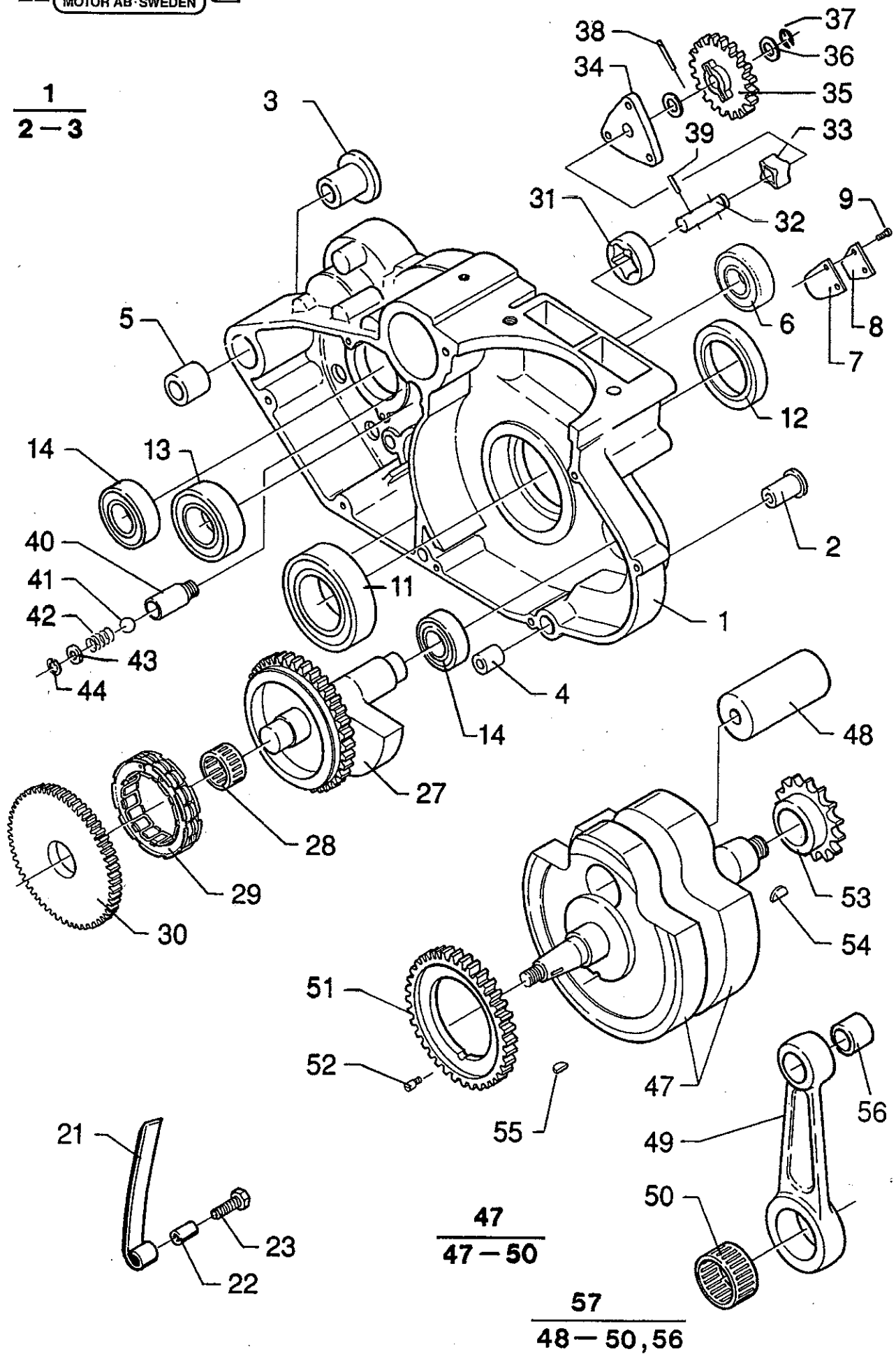
Pos.	Part No.	Quantity/Model				Description	Remarks
		FE	FC	FX	FEE		
30	330 025-01			1	1	Circlip SGA 25 94-	
31	250 121-01			1	1	Electric starter 95-	
32	306 530-22			2	2	Screw MC6S 6 x 30 95-	
33	250 134-01			1	1	Bracket electric starter 95-	
34	308 530-22			2	2	Screw MC6S 8x30 95-	
35	340 024-01			1	1	O-ring electric starter 95-	
36	250 156-01			1	1	Gearwheel starter/balancer 97-	
37	340 064-01			1	1	O-ring cover electric starter gearwheel 95-	
38	220 034-01			1	1	Cover electric starter gearwheel 95-	
39	305 512-22			3	3	Screw MC6S 5x12 95-	
40	360 030-01			1	1	Rollerbearing 97-	Inlet part
41	324 034-01			1	1	Washer oil drain plug 97-	
42	260 052-01			1	1	Oilfilter 97-	
43	340 040-01			2	2	O-ring oilfilter 97-	
	260 062-01			1	1	Gasket kit 400 97-	
	260 062-02			1	1	Gasket kit 501/600 97-	

1
2-3



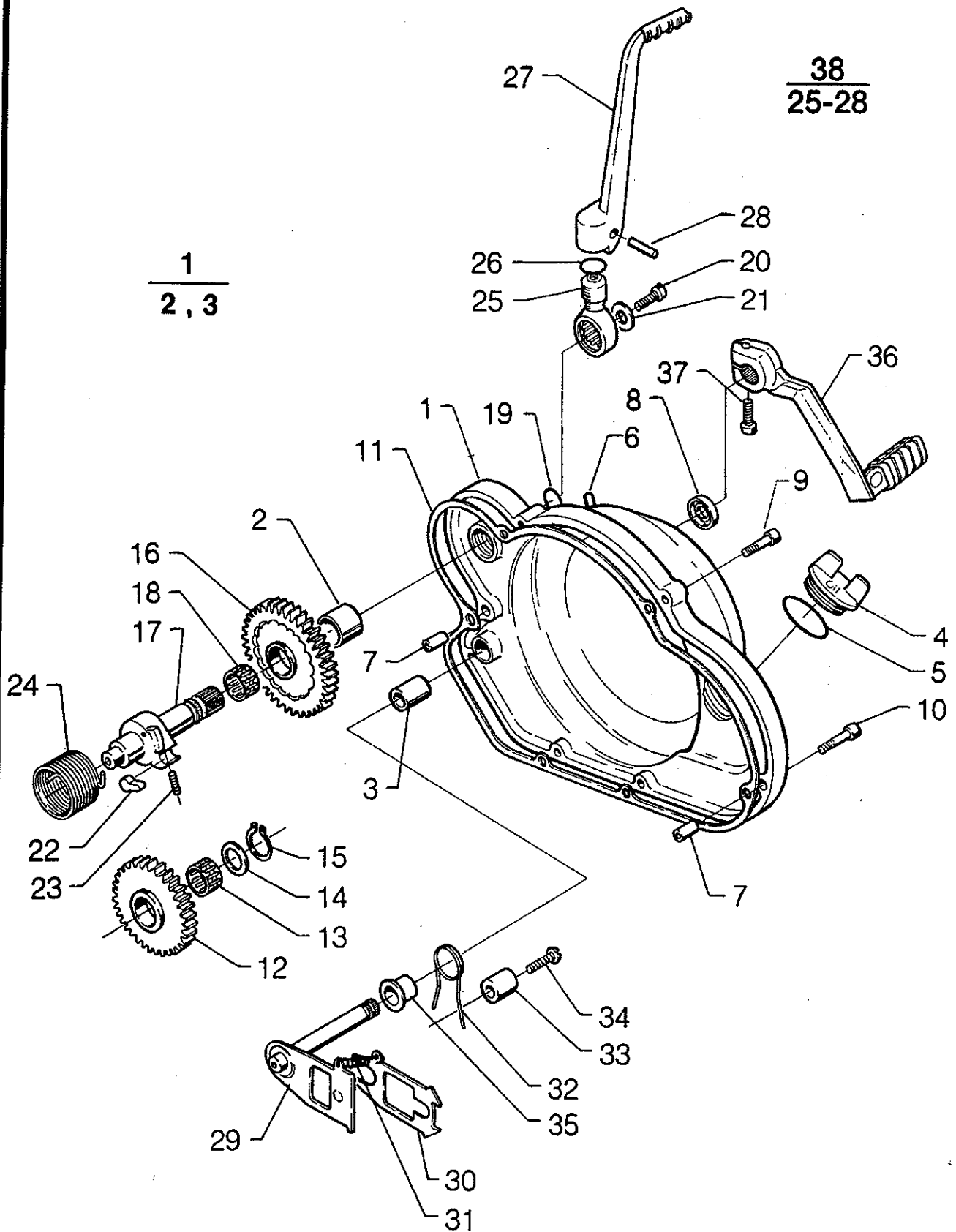
CRANKCASE LEFT EL.START 98

Pos.	Part No.	Quantity/Model				Description	Remarks
		FE	FC	FX	FEE		
1	220 047-01			1	1	Crankcase left half 97-	
2	220 006-01			1	1	Flange bushing front 89-	
3	220 007-01			1	1	Flange bushing rear 89-	
4	220 011-01			1	1	Dowl crankcase front 89-	
5	220 012-01			1	1	Dowl crankcase rear 89-	
6	360 026-01			1	1	Ballbearing 96/2-	ø 42 mm
7	220 013-01			1	1	Reed valve 89-	
8	220 020-01			1	1	Reed valve support 89-	
9	304 306-12			2	2	Screw MSCS 4x6 89-	
11	360 001-01			1	1	Ballbearing 89-	
12	350 003-01			1	1	Seal ring 30x52x7 89-	
13	360 004-01			1	1	Ballbearing 89-	
14	360 002-01			2	2	Ballbearing 89-	
21	200 135-01			1	1	Camshain tensioner 98-	
	200 185-01			1	1	Camchain guide 98-	
22	200 186-01			1	1	Dowl camshain tensioner/camchain guide 98-	
23	306 625-22			1	1	Screw M6S 6x25 89-	
27	210 078-06			1	1	Counter balancer 400 97-	
27	210 078-05			1	1	Counter balancer 501 97-	
27	210 078-04			1	1	Counter balancer 600 97-	
28	360 029-01			1	1	Needlebearing 97-	
29	250 153-01			1	1	Freewheel clutchmechanism 97	
30	250 157-01			1	1	Gearwheel starter (on counter balancer) 97-	
31				1	1	Outer rotor oilpump 97-	Only available in kit 260 061-01
32	260 054-01			1	1	Shaft oilpump 97-	
33				1	1	Inner rotor oilpump 97-	Only available in kit 260 061-01
34	260 053-01			1	1	Cover oilpump 97-	
35	260 055-01			1	1	Intermediate gearwheel oilpump 97-	
36	260 056-01			2	2	Washer 97-	
37	260 057-01			1	1	Circlip oilpump 97-	
38	370 006-01			1	1	Pin (long) 97-	
39	370 005-01			1	1	Pin (short) 97-	
40	260 036-01			1	1	Body oilpressurerelief valve 95-	
41	360 024-01			1	1	Steelball oilpressurerelief 95-	
42	260 038-01			1	1	Spring oilpressurerelief 95-	
43	260 037-01			1	1	Washer oilpressurerelief 95-	
44	330 015-01			1	1	Circlip sgH15 95-	



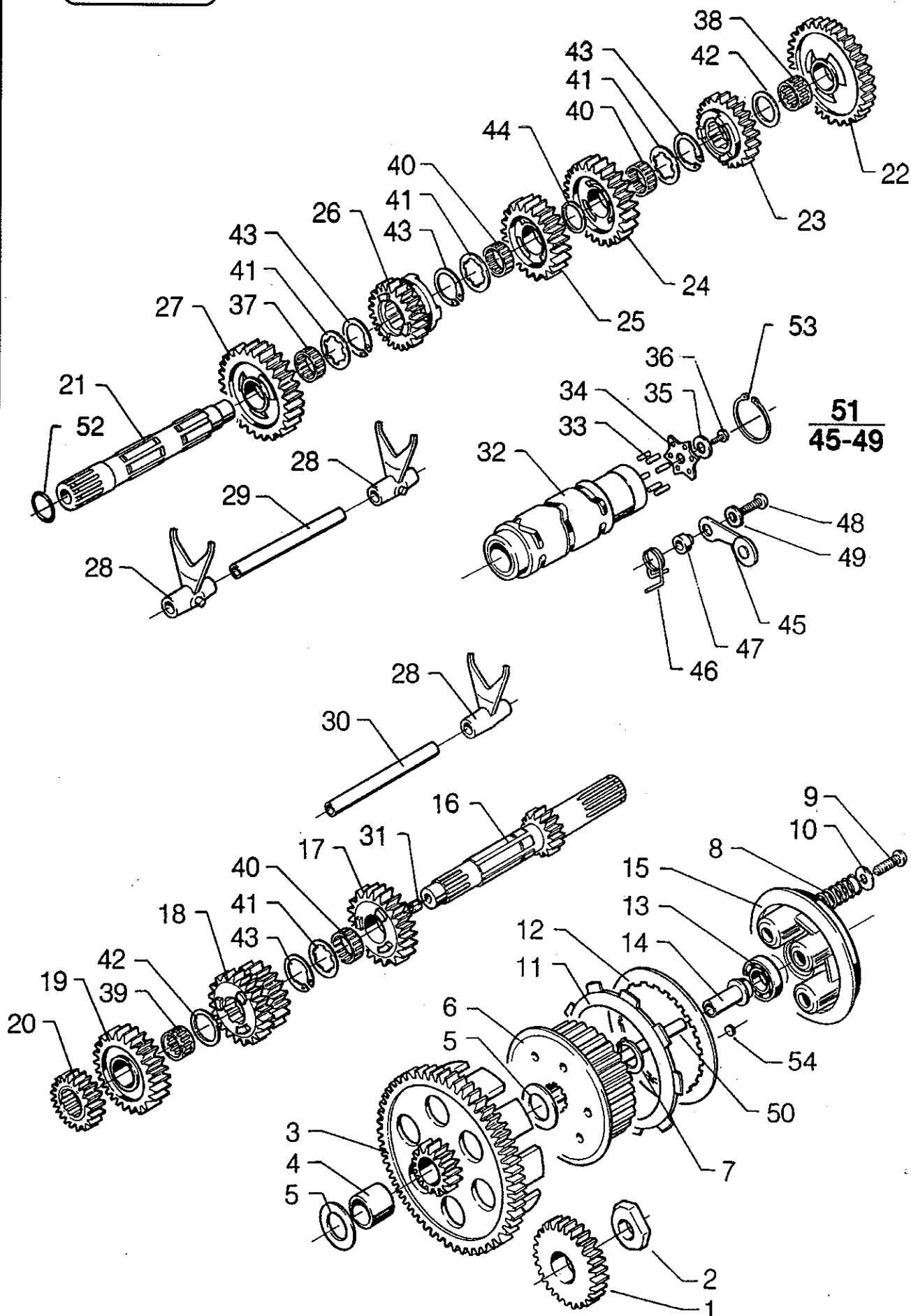
CRANKCASE LEFT EL.START 98

Pos.	Part No.	Quantity/Model				Description	Remarks
		FE	FC	FX	FEE		
47	210 080-01			1	1	Crankshaft 400 97-	
47	210 071-01			1	1	Crankshaft 501 95-	
47	210 083-01			1	1	Crankshaft 600 97-	
48	210 004-01			1	1	Crankpin 95-	
49	210 029-01			1	1	Connecting rod 400 96-	
49	210 075-01			1	1	Connecting rod 501 95-	
49	210 052-01			1	1	Connecting rod 600 95-	
50	210 065-01			1	1	Needlebearing connecting rod 95-	
51	210 057-01			1	1	Gearwheel (crankshaft/counterbalancer) 95-	
52	210 048-01			1	1	Positioning screw crankshaft 95-	
53	200 043-01			1	1	Crankshaft sprocket 95-	
54	200 044-01			1	1	Woodruff key timing sprocket crankshaft 95-	
55	250 004-01			1	1	Woodruff key flywheel 95-	
56	210 017-01			1	1	Bushing connecting rod 400 96-	
56	210 014-01			1	1	Bushing connecting rod 501/600 95-	
57	210 050-01			1	1	Connecting rod kit 400 96-	Incl. Pos. No. 48, 49, 50, 56.
57	210 058-01			1	1	Connecting rod kit 501 95-	Incl. Pos. No. 48, 49, 50, 56.
57	210 053-01			1	1	Connecting rod kit 600 95-	Incl. Pos. No. 48, 49, 50, 56.
	260 061-01			1	1	Repair kit oilpump 97-	Incl. Pos. No. 31, 32, 33.



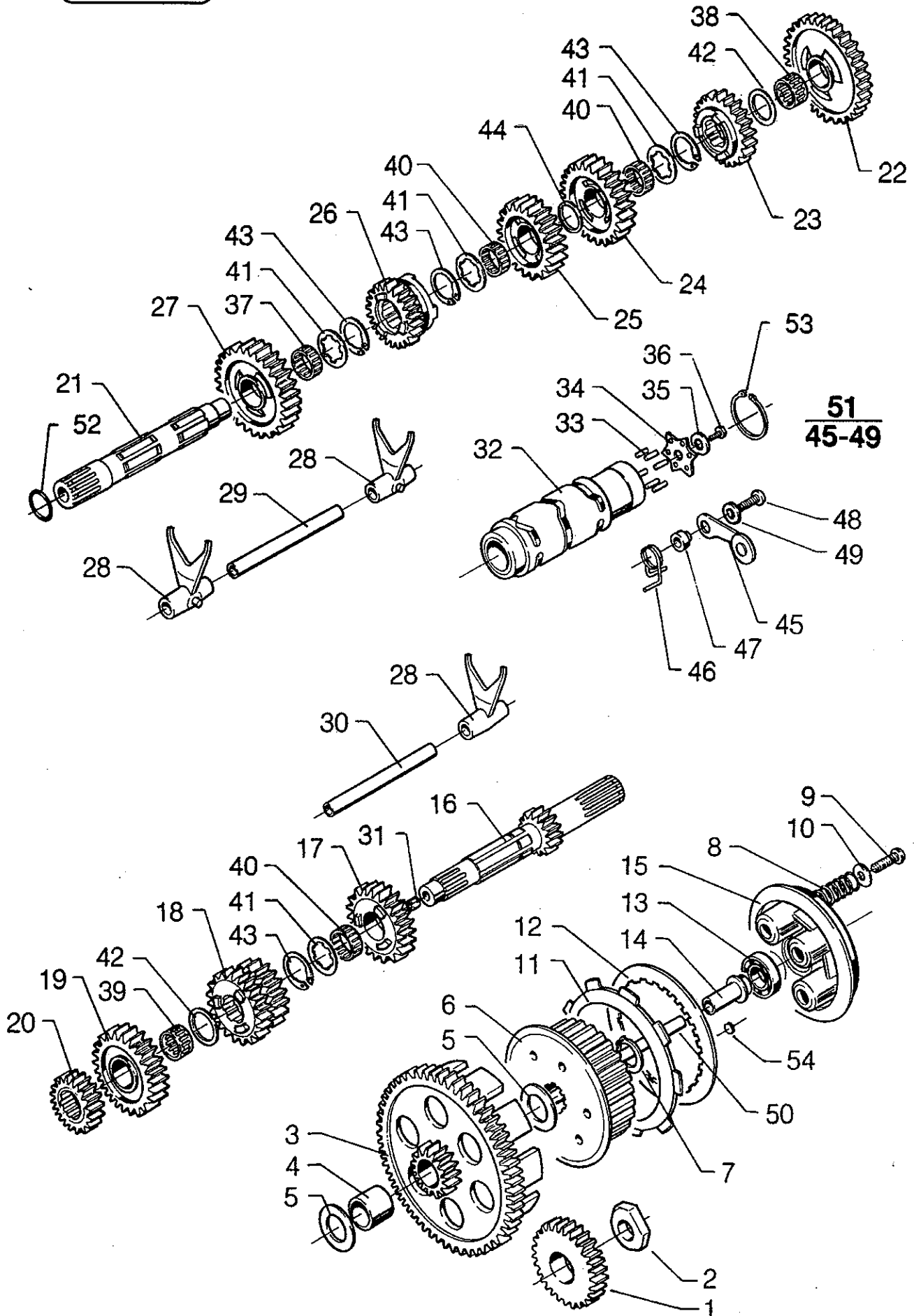
TRANSMISSION COVER 98

Pos.	Part No	Quantity/Model				Description	Remarks
		FE	FC	FX	FEE		
1	220 042-01	1	1	1	1	Transmission cover 94-	
2	220 043-01	1	1	1	1	Bushing kickstarter shaft 94-	
3	230 058-01	1	1	1	1	Bushing gearshift shaft 89-	
4	220 021-01	1	1	1	1	Oilfill cap 89-	
5	340 024-01	1	1	1	1	O-ring 24.2x3 89-	
6	220 024-01	1	1	1	1	Kickstarter stop 89-	
7	220 022-01	2	2	2	2	Dowl transmission cover/shift mechanism 89-	
8	350 004-01	1	1	1	1	Seal ring 12x22x6x76.5 89-	
9	306 525-22	4	4	4	4	Screw MC6S 6x25 89-	
10	306 530-22	2	2	2	2	Screw MC6S 6x30 89-	
11	220 023-01	1	1	1	1	Gasket transmission cover 89-	
12	230 015-01	1	1	1	1	Intermediate gearwheel 89-	
13	360 006-01	1	1	1	1	Needlerollerbearing 17x21x10 89-	
14	230 042-01	1	1	1	1	Supportwasher intermediate gearwheel 89-	
15	330 017-01	1	1	1	1	Circlip SGA 17 89-	
16	230 096-01	1	1	1	1	Gearwheel kickstarter 94-	
17	230 097-01	1	1	1	1	Kickstarter shaft 94-	
18	360 018-01	1	1	1	1	Needlerollerbearing 18x22x10 89-	
19	340 117-01	1	1	1	1	O-ring 17.3x2.4 89-	
20	306 612-22	1	1	1	1	Screw M6S 6x12 89-	
21	326 023-01	1	1	1	1	Washer 6.4x22x4 89-	
22	230 018-01	1	1	1	1	Kickstarter engagement key 89-	
23	230 056-01	1	1	1	1	Spring kickstarter engagement key 89-	
24	230 019-01	1	1	1	1	Kickstarter spring 89-	
25	230 020-01	1	1	1	1	Kickstarter lower part 89-	
26	340 015-01	1	1	1	1	O-ring 15.1x1.6 89-	
27	230 093-01	1	1	1	1	Kickstarter (excl. lower part) 89-	
28	370 000-01	1	1	1	1	Pin 6x24 89-	
29	230 047-01	1	1	1	1	Gearshift linkage shaft 89-	
30	230 081-01	1	1	1	1	Gearshift selector 89-	
31	230 031-01	1	1	1	1	Shiftmechanism spring 89-	
32	230 032-01	1	1	1	1	Recoil spring shiftmechanism 89-	
33	220 022-01	1	1	1	1	Dowl 89-	
34	306 020-22	1	1	1	1	Screw K6S 6x20 89-	
35	230 059-01	1	1	1	1	Spacer gearshiftshaft 89-	
36	230 034-01	1	1	1	1	Gearshift lever 89-	Incl. Pos. No. 25, 26, 27, 28
38	230 082-01	1	1	1	1	Kickstarter compl. 89-	



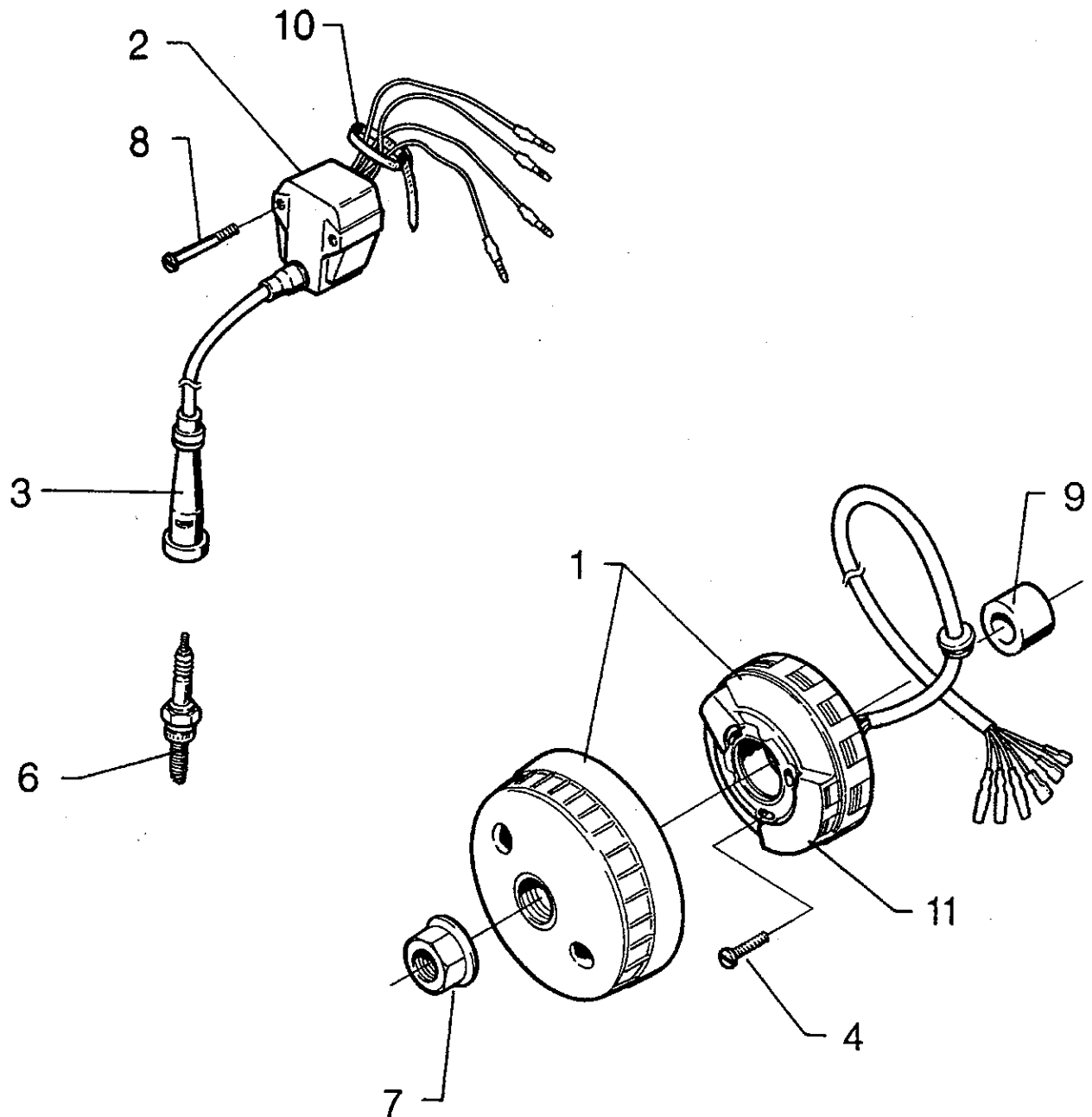
GEARBOX 98

Pos.	Part No	Quantity/Model				Description	Remarks
		FE	FC	FX	FEE		
1	230 001-01	1	1	1	1	Gearwheel crankshaft/clutch hub 89-	
2	230 005-01	1	1	1	1	Nut gearwheel crankshaft/clutch hub 89-	
3	230 002-01	1	1	1	1	Clutch hub outer 89-	
4	230 004-01	1	1	1	1	Bushing clutch hub bronze 89-	
5	230 040-01	2	2	2	2	Supportwasher bushing clutch hub 89-	
6	230 006-01	1	1	1	1	Clutch hub inner 89-	
7	330 025-01	1	1	1	1	Circlip SGA 25 89-	
8	230 118-01	6	6	6	6	Clutch spring 97-	
9	306 625-22	6	6	6	6	Screw M6S 6x25 89-	
10	230 074-01	6	6	6	6	Clutchspring retainer 89-	
11	230 073-01	7	7	7	7	Clutchdisc organic 89-	
12	230 094-01	8	8	8	8	Clutchdisc steel 89-	
13	360 025-01	1	1	1	1	Rollerbearing 96/2-	ø 42 mm
14	230 117-01	1	1	1	1	Pressure sleeve disengaging pushrod 96/2-	ø 20 mm
15	230 011-01	1	1	1	1	Pressure plate clutch hub 89-	
16	240 071-01		1	1		Main gearshaft FC 94- / FX 96-	
16	240 001-01	1			1	Main gearshaft FE/FEE 89-	
17	240 005-01	1	1	1	1	5th gearwheel main shaft 89-	
17	240 075-01		1			5th gearwheel main shaft 94-	
18	240 003-01	1	1	1	1	3rd/4th gearwheel main shaft 89-	
19	240 076-01		1	1		6th gearwheel main shaft FC 94-	
19	240 006-01	1			1	6th gearwheel main shaft FE 89- / FEE 95-	
20	240 072-01		1	1		2nd gearwheel FC 94- / FX 96-	
20	240 002-01	1	1		1	2nd gearwheel main shaft FE 89- / FEE 95-	
21	240 042-01	1	1	1	1	Secondary shaft 94-	
22	240 081-01		1	1		1st gearwheel secondary shaft FC 94- / FX 96-	
22	240 061-01	1			1	1st gearwheel secondary shaft FE 94- / FEE 95-	
23	240 065-01	1	1	1	1	5th gearwheel secondary shaft 94-	
24	240 083-01		1	1		3rd gearwheel secondary shaft FC 94- / FX 96-	
24	240 063-01	1			1	3rd gearwheel secondary shaft FE 94- / FEE 95-	
25	240 064-01	1	1	1	1	4th gearwheel secondary shaft 94-	
26	240 086-01		1			6th gearwheel secondary shaft FC 94-	
26	240 066-01	1		1	1	6th gearwheel secondary shaft FE 94- / FEE 95- / FX 96-	
27	240 082-01		1	1		2nd gearwheel secondary shaft FC 94- / FX 96-	
27	240 062-01	1			1	2nd gearwheel secondary shaft FE 94- / FEE 95-	



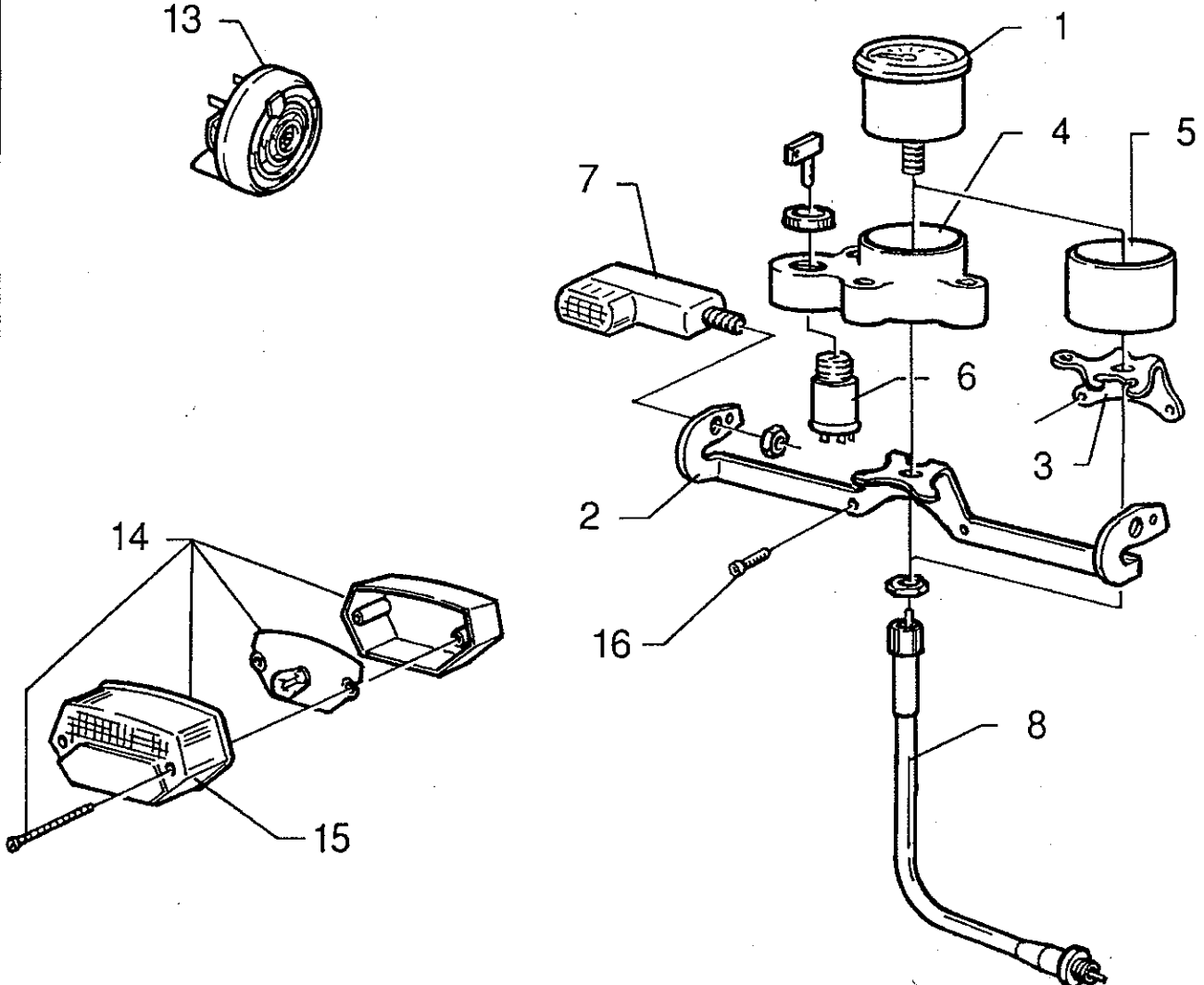
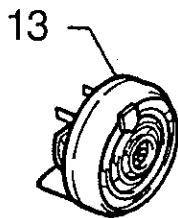
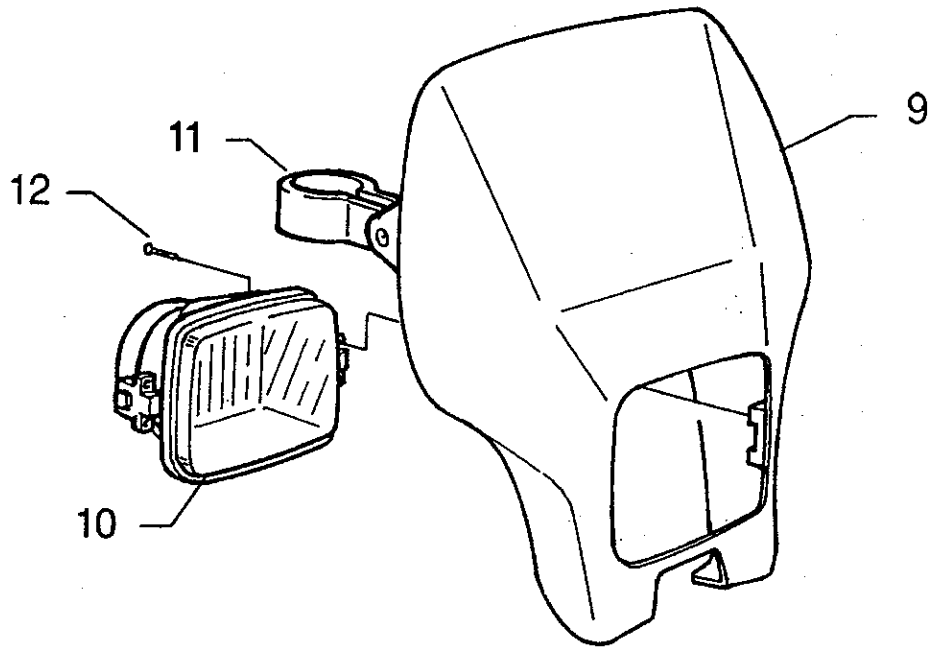
GEARBOX 98

[illegible]



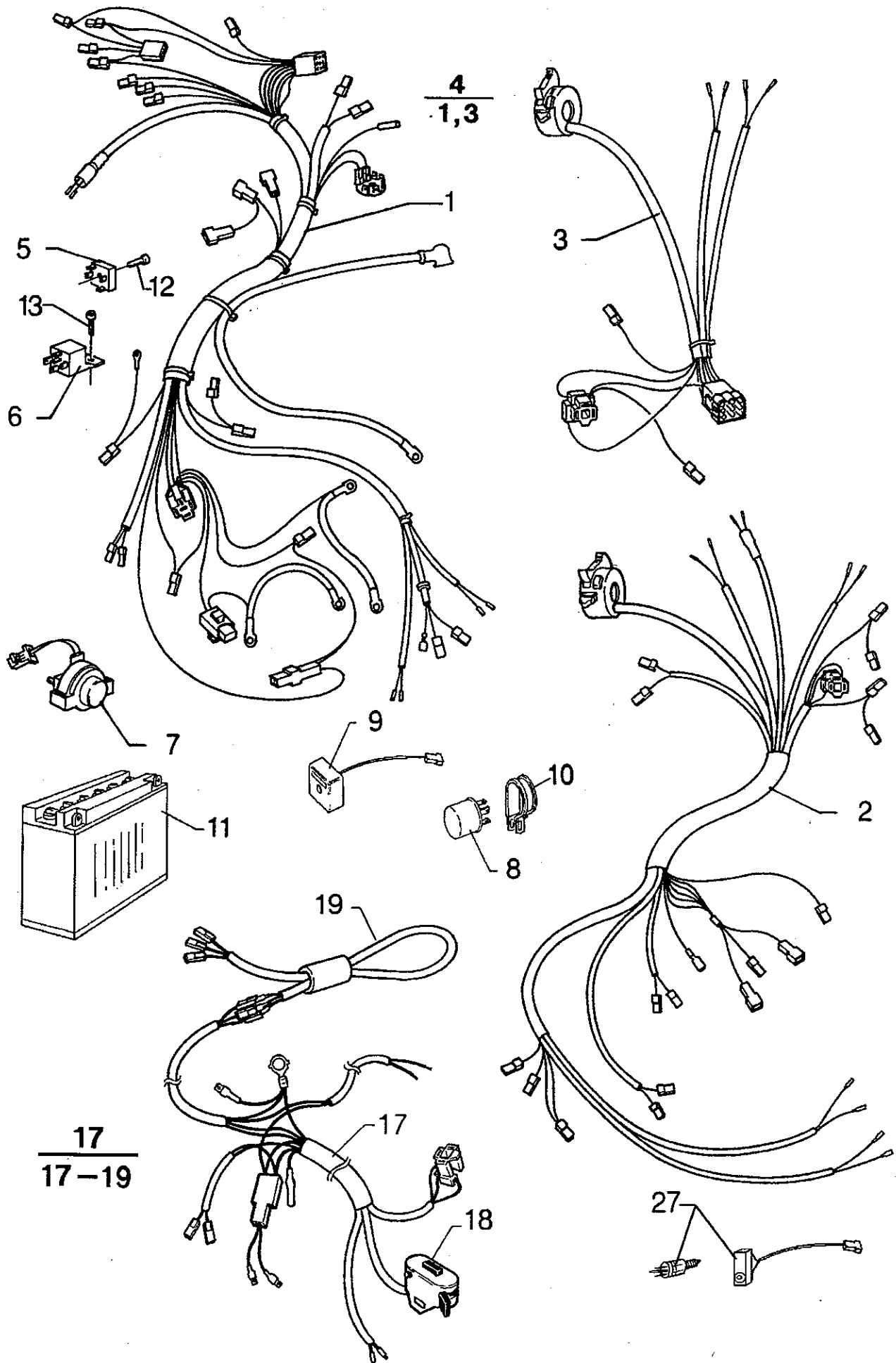
IGNITION 98

Pos.	Part No.	Quantity/Model				Description	Remarks
		FE	FC	FX	FEE		
1	250 014-01	1	1	1	1	Ignition complete 89-	Ex.ignition coil
2	250 009-01	1	1	1	1	Ignition coil 89-	
3	250 003-01	1	1	1	1	Sparkplug cap 89-	
4	305 330-22	3	3	3	3	Screw MCS 5x30 89-	
6	250 006-01	1	1	1	1	Sparkplug NGK C8E 89-	
7	250 005-01	1	1	1	1	Flywheelnut 89-	
8	406 240-22	2	2	2	2	Screw (Collar) 6x40 98-	
9	250 011-01	1	1	1	1	Dowl 89-	
10	190 017-01					Cable tie 89-	
11	250 125-01	1	1	1	1	Stator 89-	
	250 126-01	1	1	1	1	Flywheel 89-	



LIGHT & SPEEDOMETER 98

Pos.	Part No.	Quantity/Model				Description	Remarks
		FE	FC	FX	FEE		
1	180 067-01	1			1	Speedometer 89-	In connection w. 180 068/69-01 US-versions only
	180 074-01	1			1	Bulb speedometer (VDO) 89-	
	180 077-01	1			1	Attachment nut speedometer (VDO) 89-	
	180 089-01	1		1	1	Odometer 97-	
2	180 066-01	1			1	Attachment speedometer/blinkers (VDO) 89-	
3	180 077-01	1		1	1	Attachment speedometer (VDO) / odometer 89-	
4	180 068-01				1	Cover speedometer (VDO) FEE 95-	
5	180 069-01	1				Cover speedometer (VDO) FE 89-	
6	180 047-01			1	1	Ignition lock 95-	
7	180 065-01	4			4	Blinker 89-	
8	180 073-01	1			1	Speedometer wire (VDO) 96-	For 180 067-01 US-versions only
8	180 091-01	1		1	1	Odometer wire 97-	
9	180 059-02	1			1	Headlight mask (UFO) fluorescent yellow 97-	
10	180 060-01	1			1	Headlight reflector (UFO) 89-	ECE-approved
10	180 061-01	1			1	Headlight reflector (UFO) 89-	Plastic lens
10	180 100-01	1			1	Headlight reflector (UFO) 89-	Left hand traffic
11	180 062-01	2			2	Rubber strap headlight (UFO) 89-	
12	306 616-22	2			2	Screw M6S 6x16	
13	180 104-01	1				Horn FE 98-	
	180 103-01	1				Rectifier horn FE 98-	
13	180 058-01				1	Horn FEE 95-	
14	180 086-01	1			1	Taillight compl. 97-	
15	180 087-01	1			1	Lens taillight 97-	
16	406 212-22	2			2	Screw (Collar) 6x12 98-	



WIRING HARNESS 98

Pos.	Part No.	Quantity/Model				Description	Remarks
		FE	FC	FX	FEE		
1	180 092-01				1	Wiring harness main part (blinkers) FEE 95-	with light equipment without light equipment
1	180 092-04				1	Wiring harness US-versions FEE 95-	
1	180 027-01	1				Wiring harness US-versions FE 89-	
1	180 027-02			1	1	Wiring harness US-versions FEE/FX 95-	
2	180 094-01	1				Wiring harness main part (blinkers) FE 89-	
3	180 034-01				1	Wiring harness switch part (blinkers) FEE 95-	
3	180 034-02	1				Wiring harness switch part (blinkers) FE 89-	
4	180 101-01				1	Wiring harness compl. (blinkers) FEE 95-	
5	180 045-01			1	1	Rectifier 95-	
6	180 053-01			1	1	Light relay 95-	
7	180 095-01			1	1	Starter relay 95-	
8	180 026-01	1			1	Blinker relay 89-	
9	180 019-01	1		1	1	Voltage regulator 89-	
	406 230-22	1				Screw (Collar) 6x30 98-	
	406 240-22			1	1	Screw (Collar) 6x40 98-	
10	180 033-01	1			1	Clamp blinker relay 89-	
11	180 097-01			1	1	Battery 95-	
12	405 220-22	1			1	Screw (Collar) 5x20 98-	
13	405 216-22	1			1	Screw (Collar) 5x16 98-	
17	180 093-01	1				Wiring harness (without blinkers) FE 89-	
18	180 106-01	1				Handlebar switch (without blinkers) FE 98-	
19	180 022-01	1			1	Wiring harness rear part (without blinkers) FE 89-	
27	140 102-01	1			1	Microswitch brakelight (front) 94-	
				1	1	Bracket "ON-OFF-switch" US-versions 98-	

